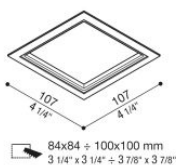
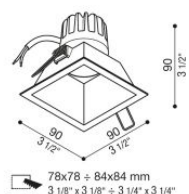


Pop 80 Q

LL14603GD2


Lombardo.



Informazioni tecniche:

Installazione:	Incasso soffitto
Materiale Corpo:	Polycarbonato
Finitura:	Bianco - Silver
Tipo di diffusore:	Polycarbonato
Inclinazione ottica:	Diff.
Tipo lampada:	LED
Classe energetica:	E
Temperatura colore:	2700K
CRI:	>90
LB Factor:	L80B20 - 50.000h
Rischio fotobiologico:	RG0
Potenza assorbita Watt:	7
Lumen:	1000
Real Lumen:	820
Alimentazione:	☑ inclusa da remoto
LED:	220-240V REMOTE DRIVER INCLUDED
Interruttore magnetotermico	56-70-82-100
B10 - C10 - B16 - C16	
Classe di isolamento:	⚡ CL.III
Cavo Alimentazione:	0,25 metri H03VVH2-F
Grado di protezione:	IP 65
Resistenza alla rottura:	IK 07 2J xx5
Marchi di Conformità:	CE UK



Codici LL14603A e LZ14603A in versione All Black con profilo esterno e anello adattatore nero.



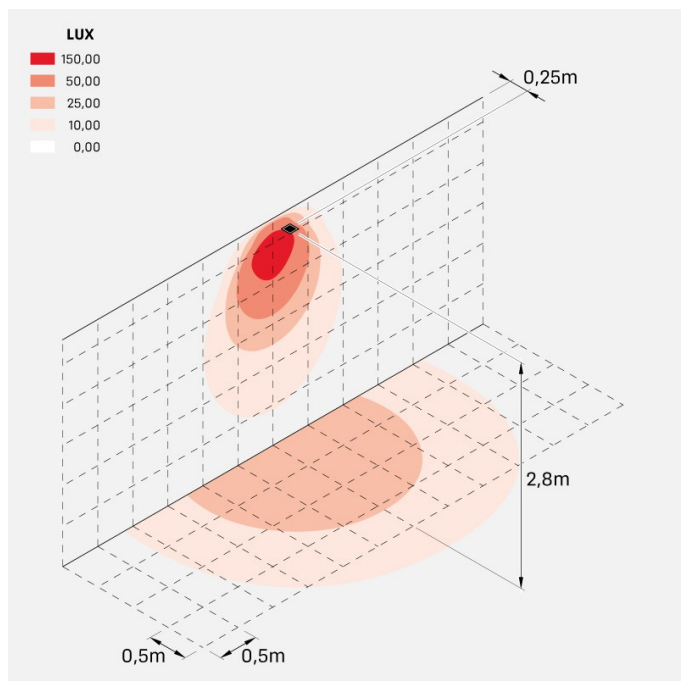
Pop 80 Q

LL14603GD2

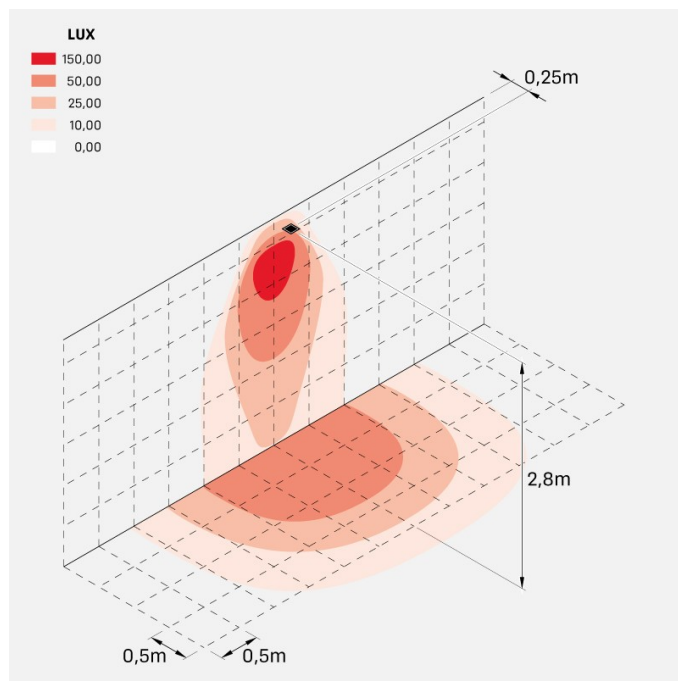
Lombardo.



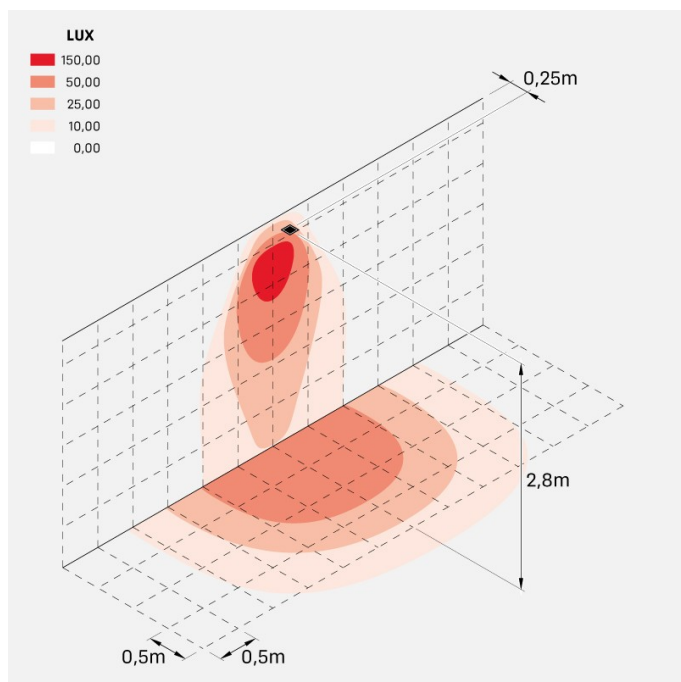
Simulazioni illuminotecniche:



pop_80q_d



pop_80q_m



pop_80q_s

Pop 80 Q

LL14603GD2

Lombardo.

Curva fotometrica:

