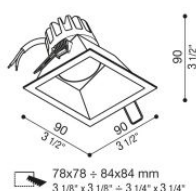


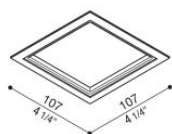
Pop 80 Q Asimmetrico

LZ14605WSN

Lombardo.



78x78 ÷ 84x84 mm
3 1/8" x 3 1/8" ÷ 3 1/4" x 3 1/4"




84x84 ÷ 100x100 mm
3 1/4" x 3 1/4" ÷ 3 7/8" x 3 7/8"

Informazioni tecniche:

Installazione:	Incasso soffitto
Materiale Corpo:	Polycarbonato
Finitura:	Bianco da stampaggio
Tipo di diffusore:	Polycarbonato
Inclinazione ottica:	25°
Tipo lampada:	LED
Classe energetica:	E
Temperatura colore:	4000K
CRI:	>90
LB Factor:	L80B20 - 50.000h
Rischio fotobiologico:	RG0
Potenza assorbita Watt:	7
Lumen:	1000
Real Lumen:	850
Alimentazione:	⊗ esclusa
LED:	500mA - 14V
Classe di isolamento:	⊖ CL.III
Cavo Alimentazione:	0,25 metri H03VVH2-F
Grado di protezione:	IP 65
Resistenza alla rottura:	IK 07 2J xx5
Marchi di Conformità:	CE UK EA



Codici LL14605A e LZ14605A in versione All Black con profilo esterno e anello adattatore nero.



Pop 80 Q Asimmetrico

LZ14605WSN

Lombardo.

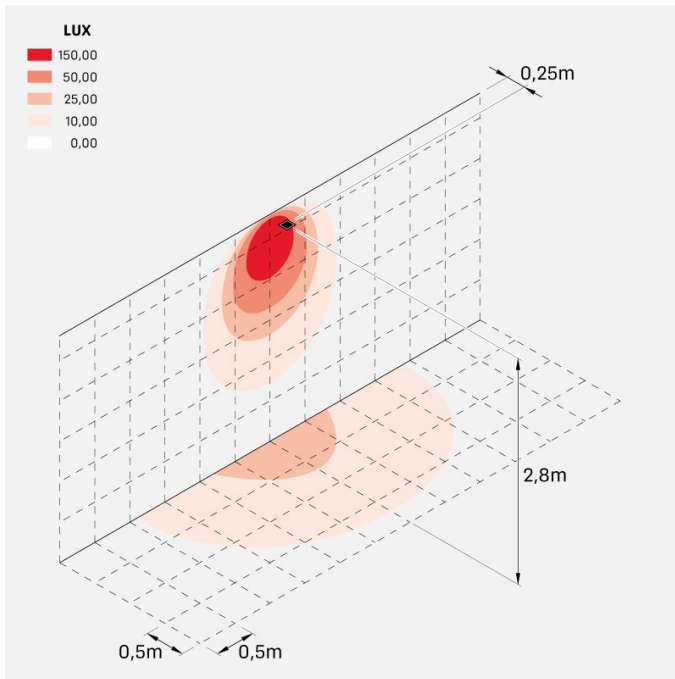


Pop 80 Q Asimmetrico

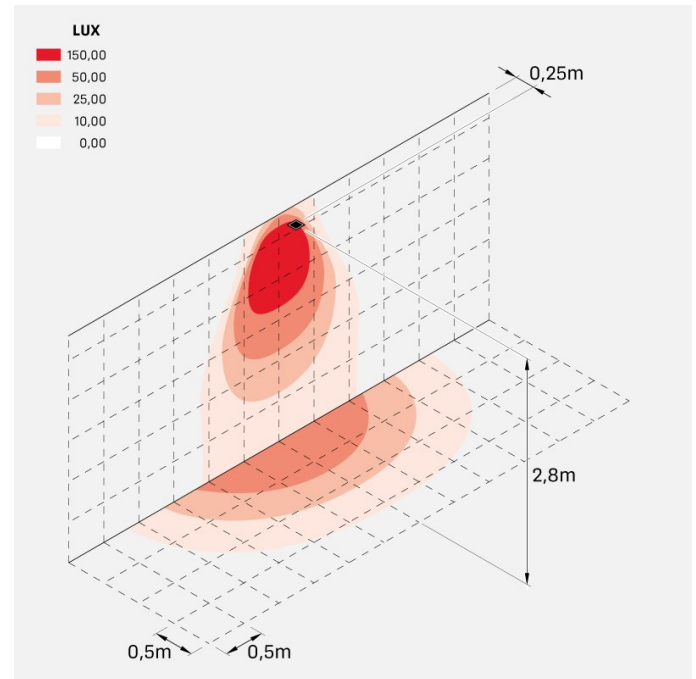
Lombardo.

LZ14605WSN

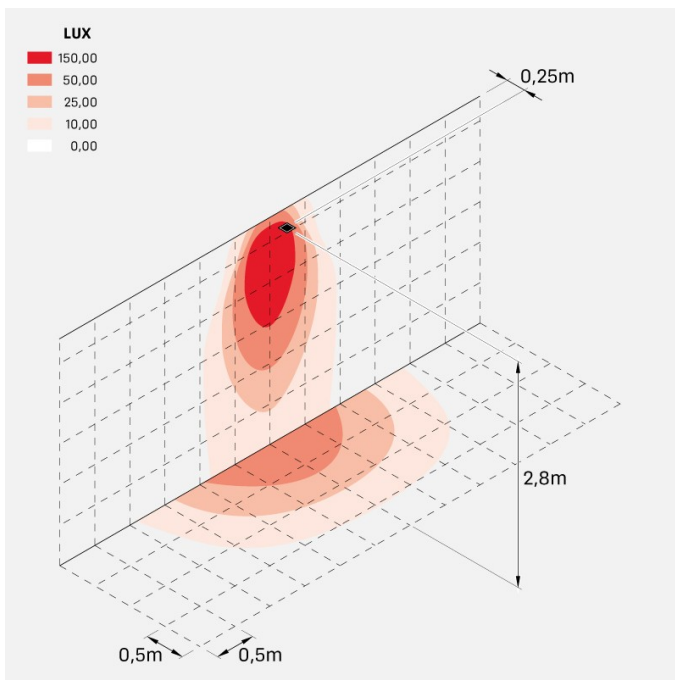
Simulazioni illuminotecniche:



pop_80_asim_q_d



pop_80_asim_q_m



pop_80_asim_q_s

Pop 80 Q Asimmetrico

LZ14605WSN

Lombardo.

Curva fotometrica:

