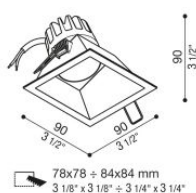


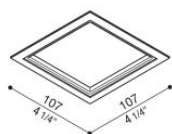
# Pop 80 Q Asimmetrico

LL14605ZSN

**Lombardo.**



78x78 ÷ 84x84 mm  
3 1/8" x 3 1/8" ÷ 3 1/4" x 3 1/4"

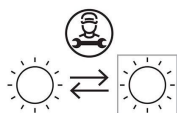


84x84 ÷ 100x100 mm  
3 1/4" x 3 1/4" ÷ 3 7/8" x 3 7/8"

## Informazioni tecniche:

Installazione:	Incasso soffitto
Materiale Corpo:	Polycarbonato
Finitura:	Bianco - Gold
Tipo di diffusore:	Polycarbonato
Inclinazione ottica:	25°
Tipo lampada:	LED
Classe energetica:	E
Temperatura colore:	4000K
CRI:	>90
LB Factor:	L80B20 - 50.000h
Rischio fotobiologico:	RG0
Potenza assorbita Watt:	7
Lumen:	1000
Real Lumen:	850
Alimentazione:	☑ inclusa da remoto
LED:	220-240V REMOTE DRIVER INCLUDED
Interruttore magnetotermico	56-70-82-100
B10 - C10 - B16 - C16	
Classe di isolamento:	⚡ CL.III
Cavo Alimentazione:	0,25 metri H03VVH2-F
Grado di protezione:	<b>IP 65</b>
Resistenza alla rottura:	<b>IK 07 2J xx5</b>
Marchi di Conformità:	CE UK



Codici LL14605A e LZ14605A in versione All Black con profilo esterno e anello adattatore nero.



# Pop 80 Q Asimmetrico

Lombardo.

LL14605ZSN

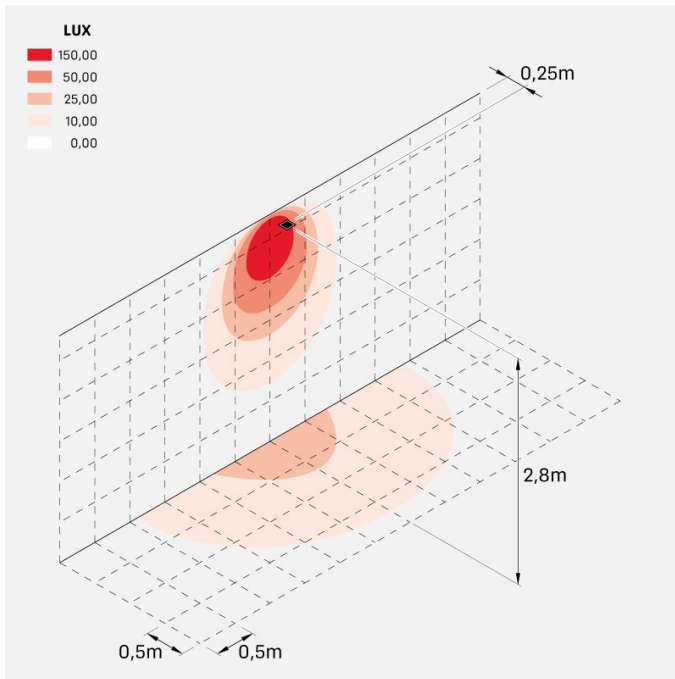


# Pop 80 Q Asimmetrico

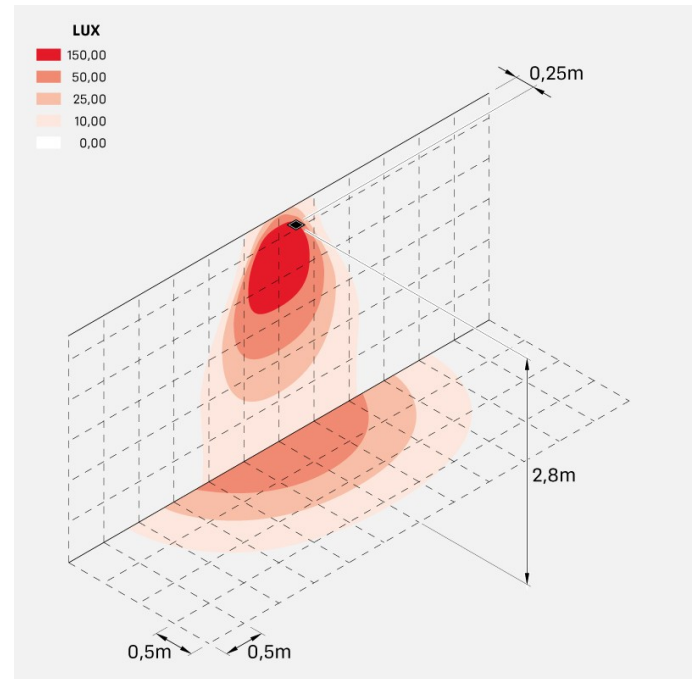
Lombardo.

LL14605ZSN

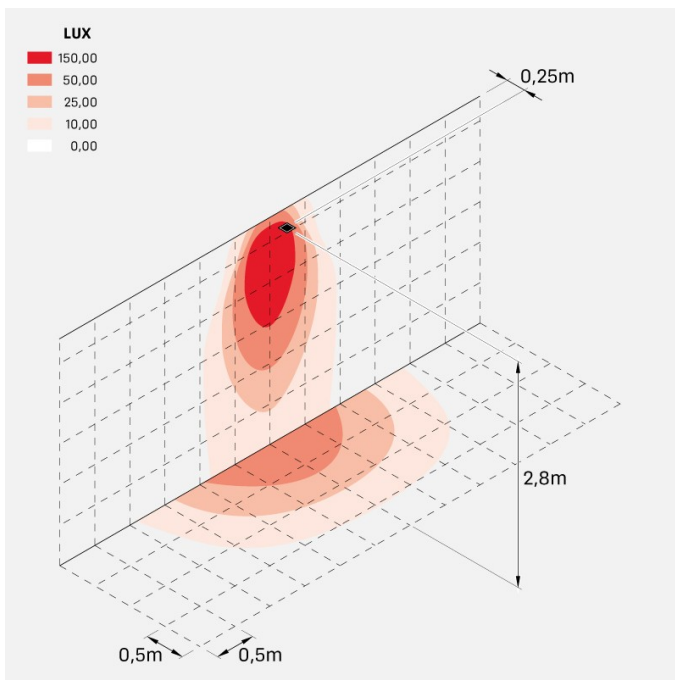
## Simulazioni illuminotecniche:



pop\_80\_asim\_q\_d



pop\_80\_asim\_q\_m



pop\_80\_asim\_q\_s

# Pop 80 Q Asimmetrico

Lombardo.

LL14605ZSN

## Curva fotometrica:

