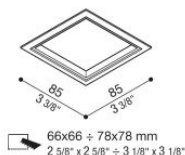
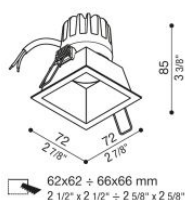



Pop 60 Q

LZ14601ZS3

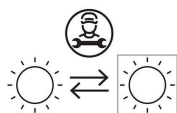
Lombardo.



Informazioni tecniche:

Installazione:	Incasso soffitto
Materiale Corpo:	Polycarbonato
Finitura:	Bianco - Gold
Tipo di diffusore:	Polycarbonato
Inclinazione ottica:	25°
Tipo lampada:	LED
Classe energetica:	E
Temperatura colore:	3000K
CRI:	>90
LB Factor:	L80B20 - 50.000h
Rischio fotobiologico:	RG0
Potenza assorbita Watt:	7
Lumen:	1000
Real Lumen:	840
Alimentazione:	⊗ esclusa
LED:	500mA - 14V
Classe di isolamento:	⊠ CL.III
Cavo Alimentazione:	0,25 metri H03VVH2-F
Grado di protezione:	IP 65
Resistenza alla rottura:	IK 07 2J xx5
Marchi di Conformità:	CE UK ENEC



Codici LL14601A e LZ14601A in versione All Black con profilo esterno e anello adattatore nero.



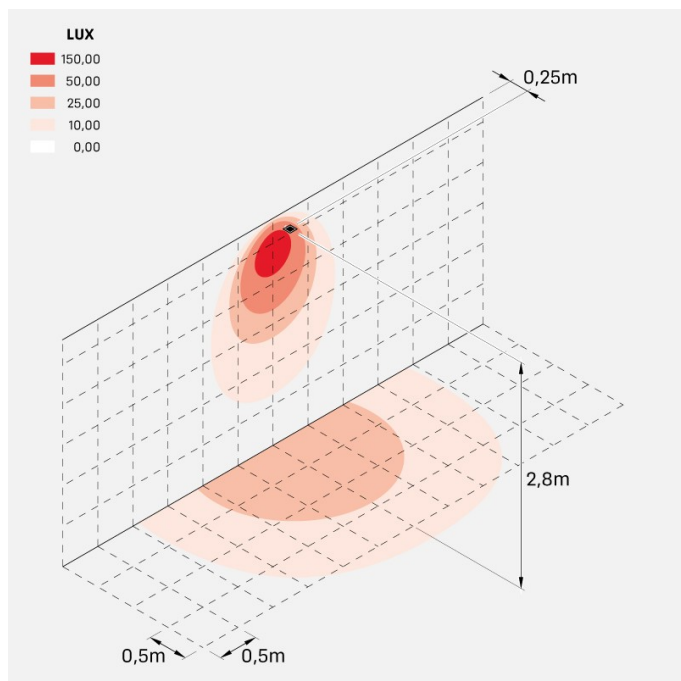
Pop 60 Q

LZ14601ZS3

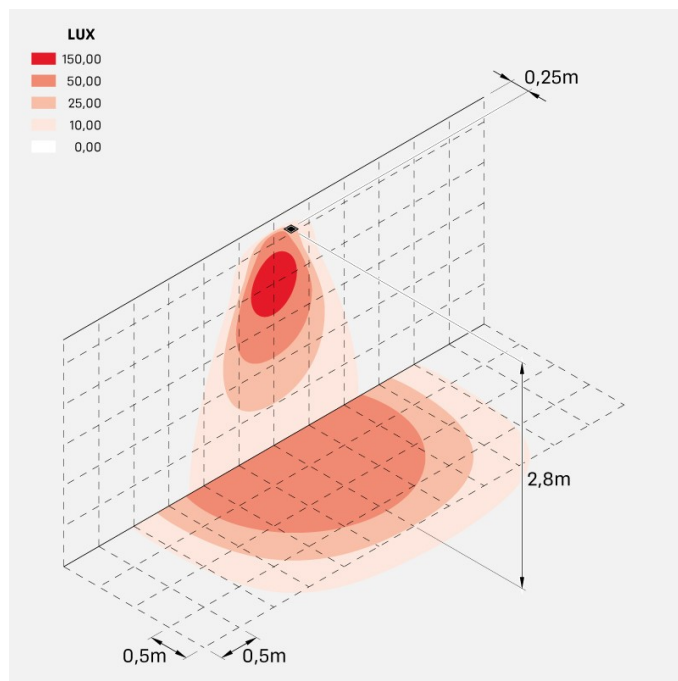
Lombardo.



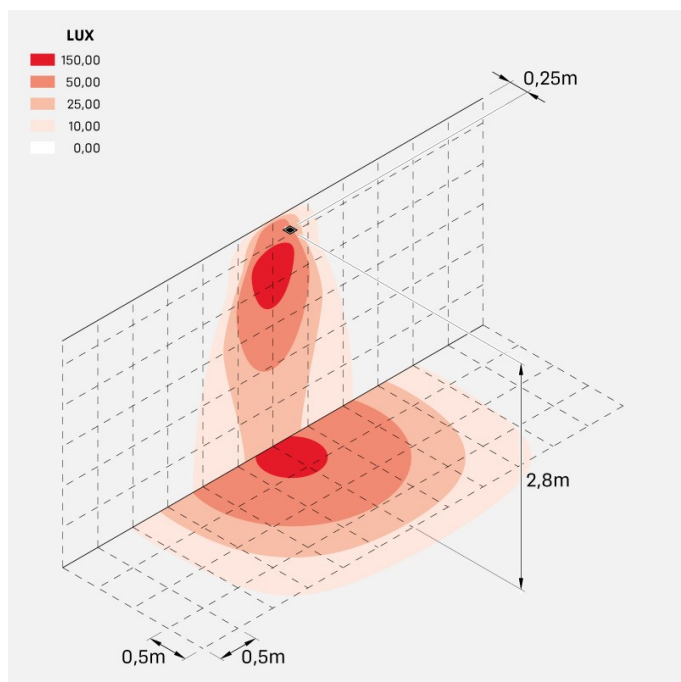
Simulazioni illuminotecniche:



pop_60q_d



pop_60q_m



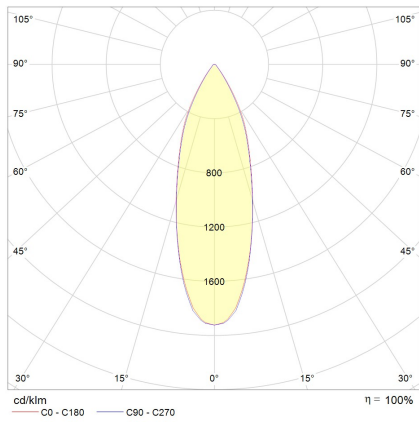
pop_60q_s

Pop 60 Q

LZ14601ZS3

Lombardo.

Curva fotometrica:



Lombardo S.r.l.

Via Pizzigoni 3, Villongo (BG) - 24060 - Italy - T 0039 035 939 411 - E info@lombardo.it

lombardo.it