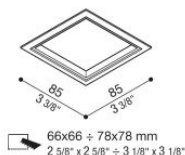
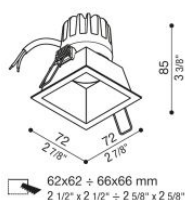


# Pop 60 Q

LZ14601GS3

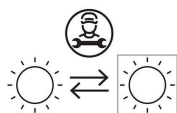
**Lombardo.**



## Informazioni tecniche:

Installazione:	Incasso soffitto
Materiale Corpo:	Polycarbonato
Finitura:	Bianco - Silver
Tipo di diffusore:	Polycarbonato
Inclinazione ottica:	25°
Tipo lampada:	LED
Classe energetica:	E
Temperatura colore:	3000K
CRI:	>90
LB Factor:	L80B20 - 50.000h
Rischio fotobiologico:	RG0
Potenza assorbita Watt:	7
Lumen:	1000
Real Lumen:	840
Alimentazione:	⊗ esclusa
LED:	500mA - 14V
Classe di isolamento:	⊠ CL.III
Cavo Alimentazione:	0,25 metri H03VVH2-F
Grado di protezione:	<b>IP 65</b>
Resistenza alla rottura:	<b>IK 07 2J xx5</b>
Marchi di Conformità:	CE UK ENEC



Codici LL14601A e LZ14601A in versione All Black con profilo esterno e anello adattatore nero.



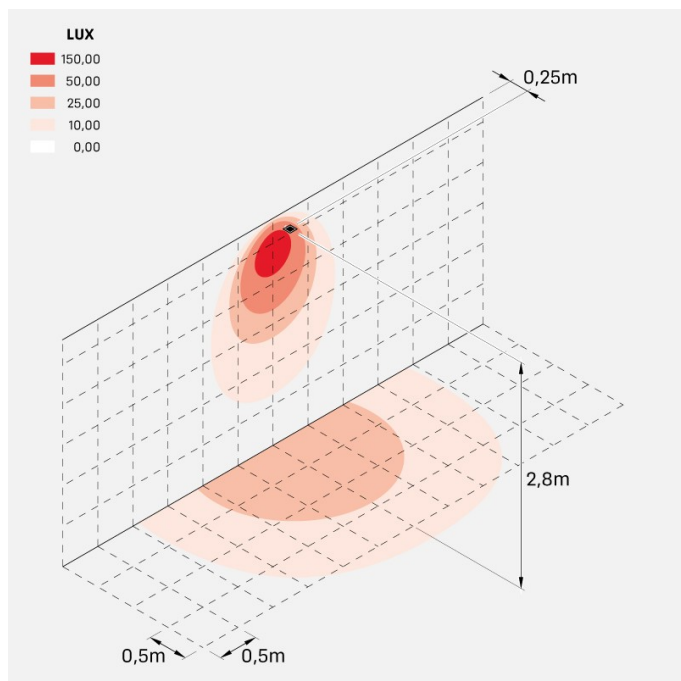
# Pop 60 Q

LZ14601GS3

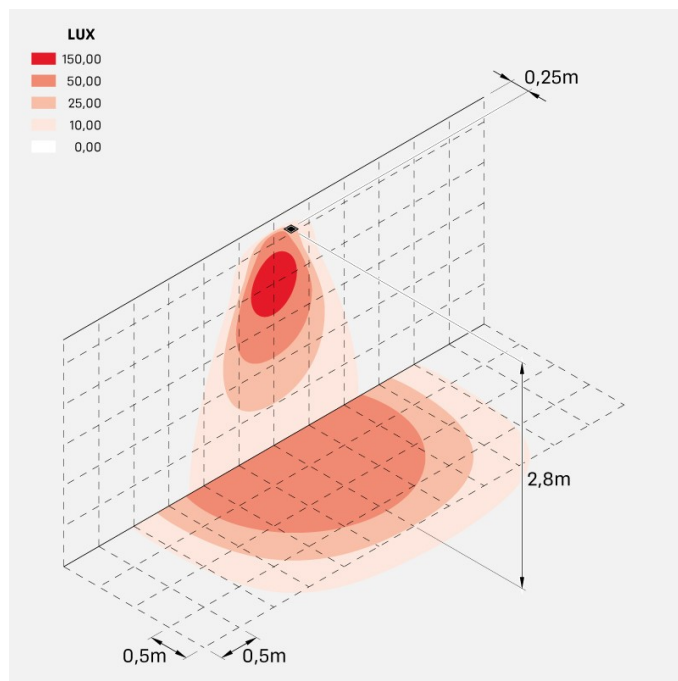
Lombardo.



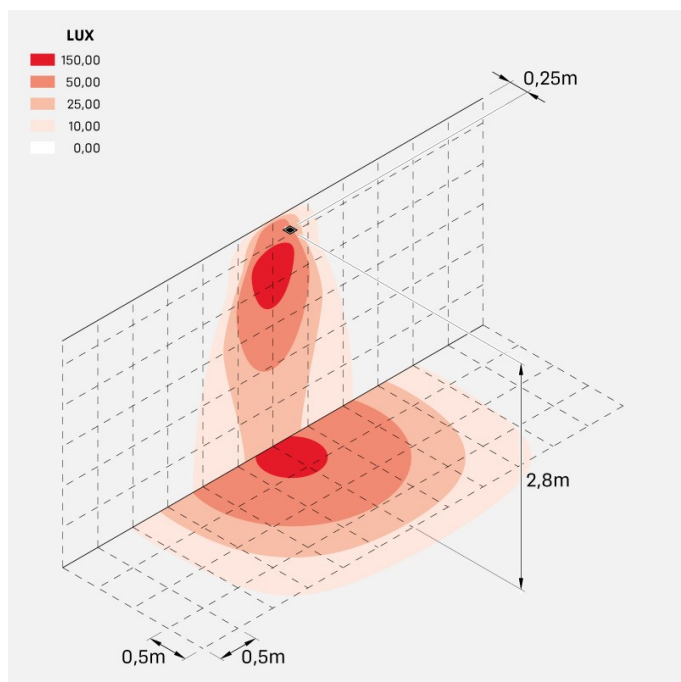
### Simulazioni illuminotecniche:



pop\_60q\_d



pop\_60q\_m



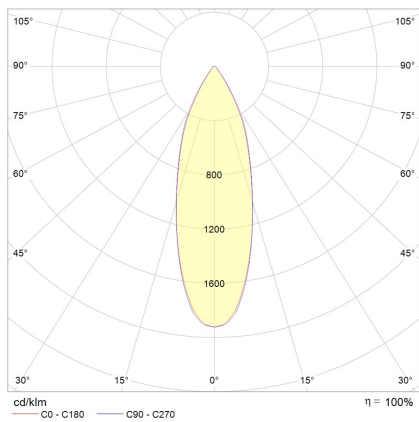
pop\_60q\_s

# Pop 60 Q

## LZ14601GS3

Lombardo.

### Curva fotometrica:



Lombardo S.r.l.

Via Pizzigoni 3, Villongo (BG) - 24060 - Italy - T 0039 035 939 411 - E [info@lombardo.it](mailto:info@lombardo.it)

[lombardo.it](http://lombardo.it)