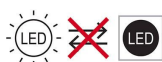


Informazioni tecniche:

Installazione:	Palo Ø60
Finitura:	Nero da stampaggio
Tipo di diffusore:	Policarbonato
Tipo lampada:	LED
Classe energetica:	F
Temperatura colore:	2700K
CRI:	>80
LB Factor:	L80B20 - 50.000h
Rischio fotobiologico:	RG0
Potenza assorbita Watt:	11
Lumen:	1200
Real Lumen:	730
Alimentazione:	☑ integrata
LED:	220-240 V
Interruttore magnetotermico	36-44-52-65
B10 - C10 - B16 - C16	
Classe di isolamento:	⊕ CL.I
Grado di protezione:	IP 66
Resistenza alla rottura:	IK 08 5J xx7
Marchi di Conformità:	CE UK

Tappo superiore in Policarbonato nero. Versione a luce indiretta.






Line 220

LL1131002

Lombardo.

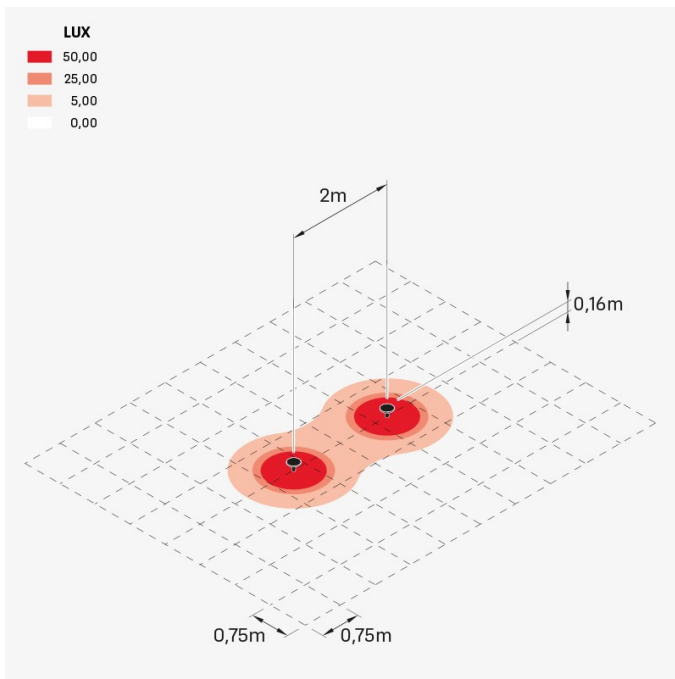


Immagini di montaggio:

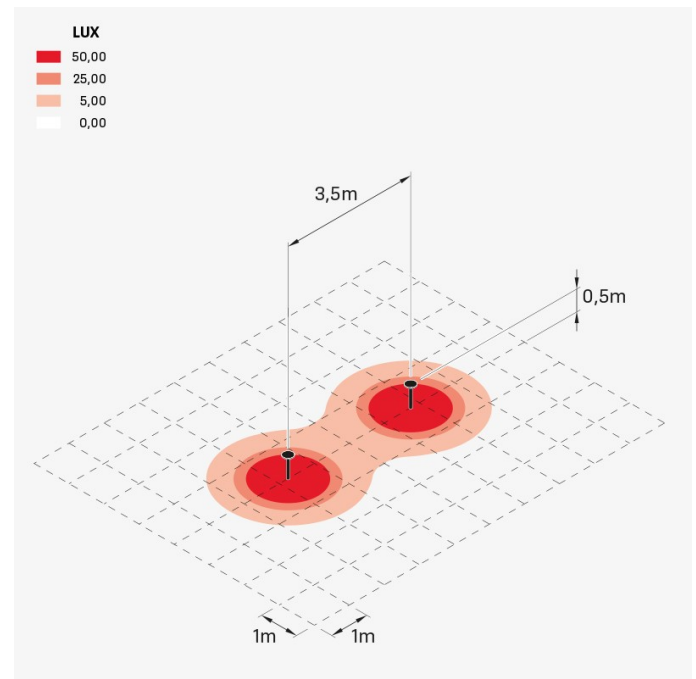


LL1131002

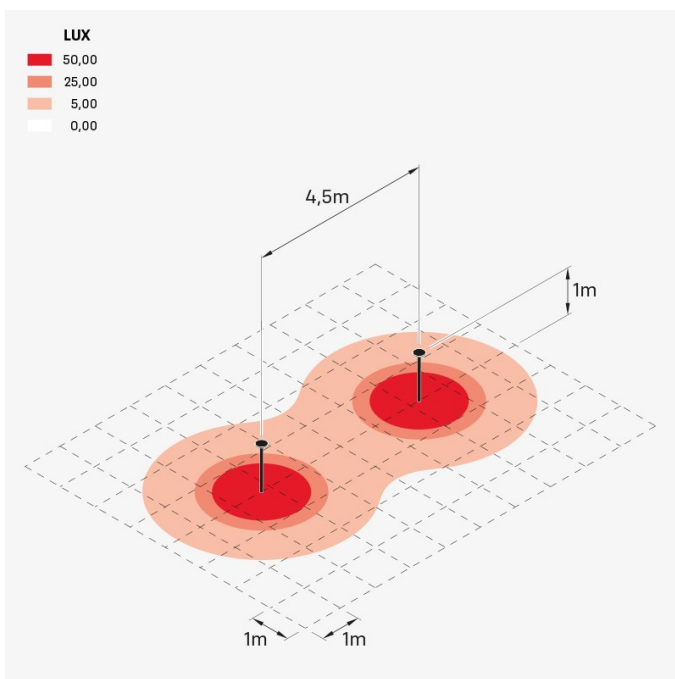
Simulazioni illuminotecniche:



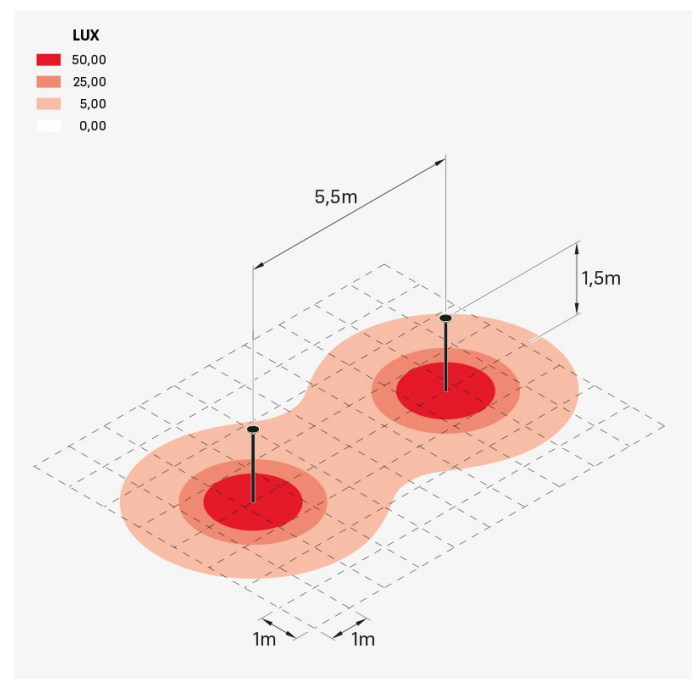
line_220_H160



line_220_H500



line_220_H1000



line_220_H1500

Curva fotometrica:

