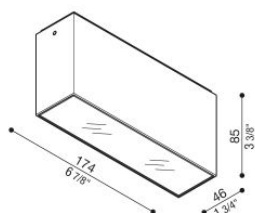



# Kura Top X5

LL14706DMN

**Lombardo.**



## Informazioni tecniche:



Installazione:	Soffitto
Materiale Corpo:	Alluminio
Finitura:	Dark Grey RAL 7021
Tipo di diffusore:	Vetro serigrafato
Inclinazione ottica:	28°
Tipo lampada:	LED
Classe energetica:	G
Temperatura colore:	4000K
CRI:	>90
LB Factor:	L80B20 - 50.000h
Rischio fotobiologico:	RG0
Potenza assorbita Watt:	12,5
Lumen:	900
Real Lumen:	785
Alimentazione:	☑ integrata
LED:	220-240 V
Interruttore magnetotermico	/-/-22-36
B10 - C10 - B16 - C16	
Classe di isolamento:	⊕ CL.I
Grado di protezione:	<b>IP 65</b>
Resistenza alla rottura:	<b>IK 06 1J xx3</b>
Marchi di Conformità:	CE UK EAC



# Kura Top X5

LL14706DMN

Lombardo.

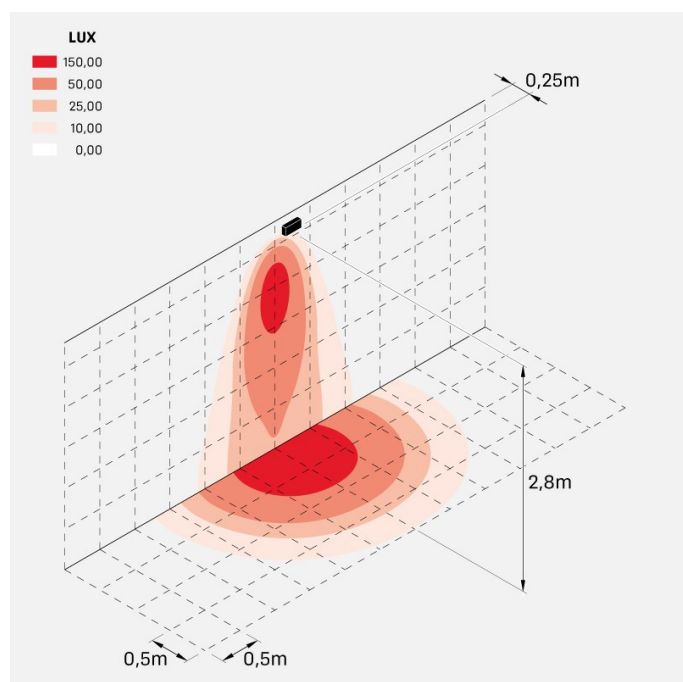


# Kura Top X5

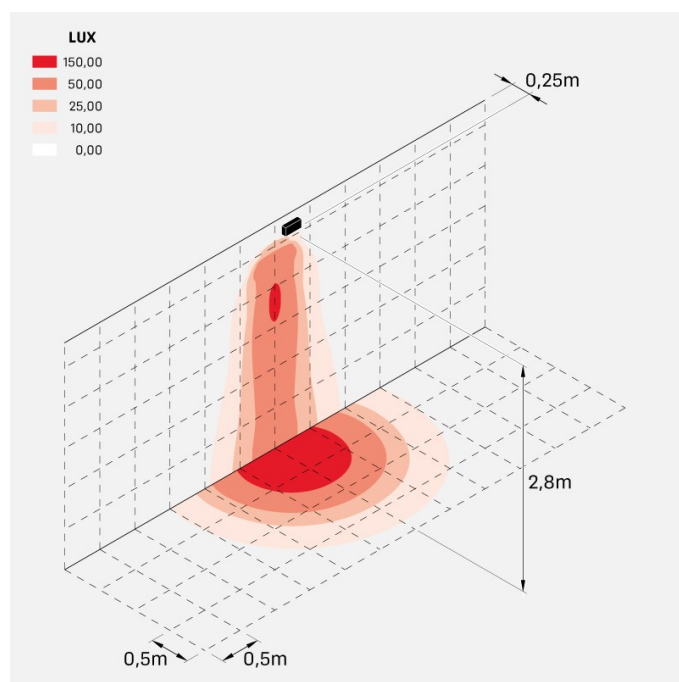
LL14706DMN

Lombardo.

## Simulazioni illuminotecniche:



kura\_top\_x5\_optic\_m



kura\_top\_x5\_optic\_s

## Curva fotometrica:

