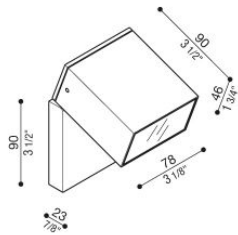


Kura Reg X2

LZ14707DE3

Lombardo.



Informazioni tecniche:


Installazione:	Parete, Soffitto
Materiale Corpo:	Alluminio
Finitura:	Dark Grey RAL 7021
Tipo di diffusore:	Vetro serigrafato
Inclinazione ottica:	11 X 37°
Tipo lampada:	LED
Classe energetica:	G
Temperatura colore:	3000K
CRI:	>90
LB Factor:	L80B20 - 50.000h
Rischio fotobiologico:	RG0
Potenza assorbita Watt:	4
Lumen:	360
Real Lumen:	310
Alimentazione:	⊗ esclusa
LED:	700mA - 6V
Classe di isolamento:	⊠ CL.III
Grado di protezione:	IP 65
Resistenza alla rottura:	IK 06 1J xx3
Marchi di Conformità:	CE UK EBC




Kura Reg X2

LZ14707DE3

Lombardo.

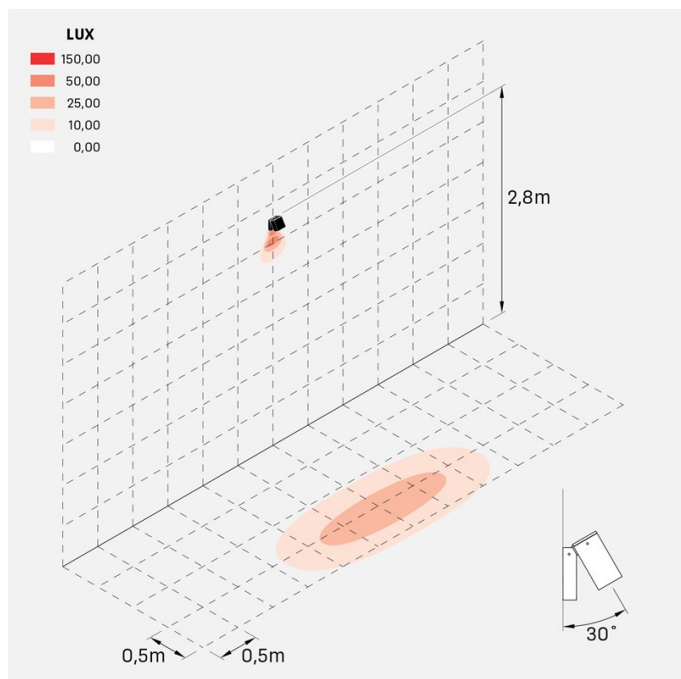


Immagini di montaggio:

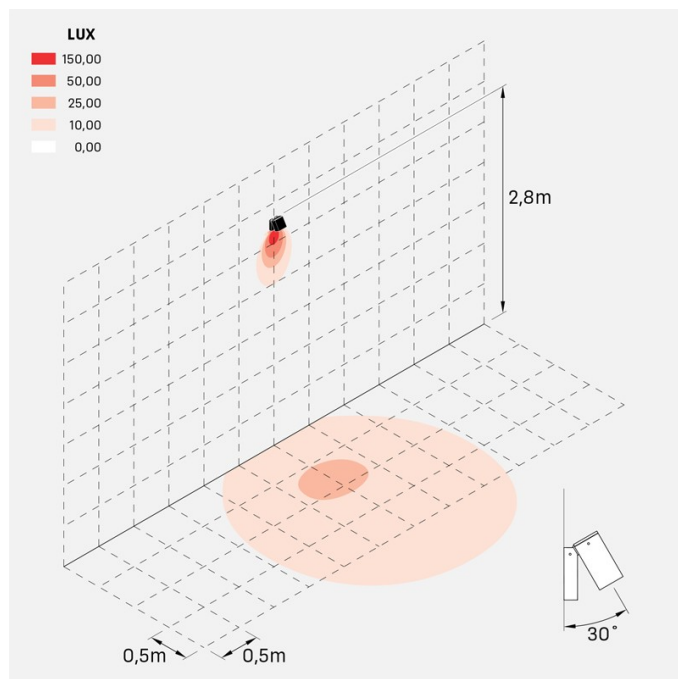


LZ14707DE3

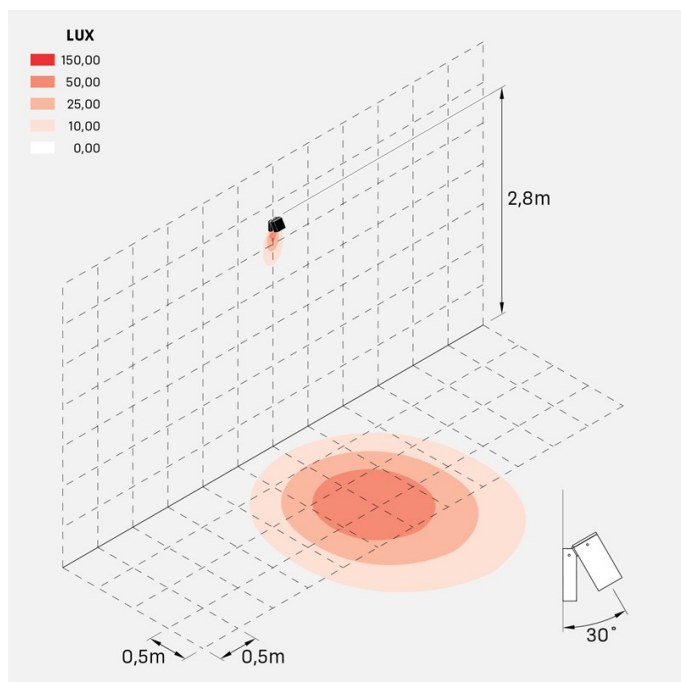
Simulazioni illuminotecniche:



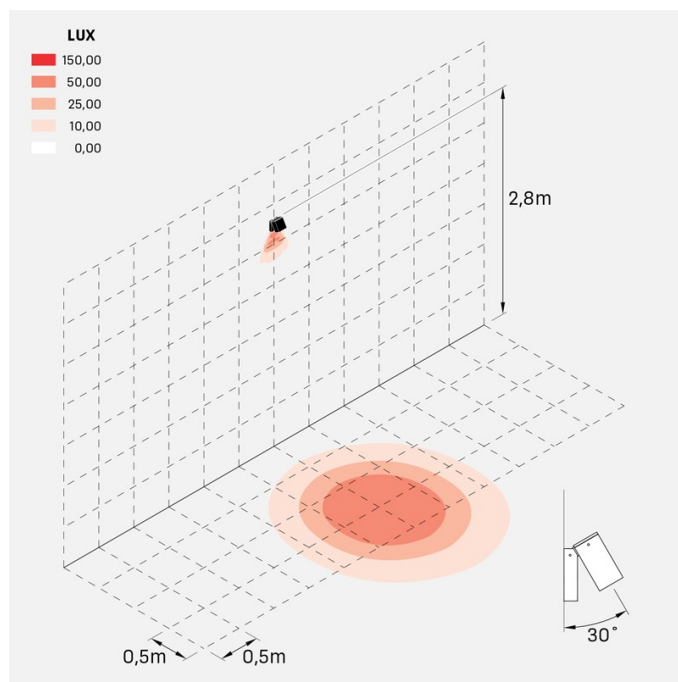
kura_reg_x2_E



kura_reg_x2_L



kura_reg_x2_M



kura_reg_x2_S

Kura Reg X2

LZ14707DE3

Lombardo.

Curva fotometrica:

