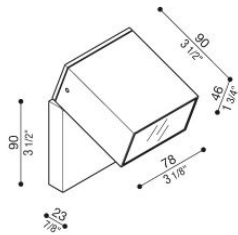


Kura Reg X2

LL14707WLN

Lombardo.



Informazioni tecniche:


Installazione:	Parete, Soffitto
Materiale Corpo:	Alluminio
Finitura:	Bianco RAL 9003
Tipo di diffusore:	Vetro serigrafato
Inclinazione ottica:	52°
Tipo lampada:	LED
Classe energetica:	G
Temperatura colore:	4000K
CRI:	>90
LB Factor:	L80B20 - 50.000h
Rischio fotobiologico:	RG0
Potenza assorbita Watt:	4
Lumen:	360
Real Lumen:	310
Alimentazione:	☑ integrata
LED:	220-240 V
Interruttore magnetotermico	90-100-100-100
B10 - C10 - B16 - C16	
Classe di isolamento:	⊕ CL.I
Grado di protezione:	IP 65
Resistenza alla rottura:	IK 06 1J xx3
Marchi di Conformità:	CE UK ENEC




Kura Reg X2

LL14707WLN

Lombardo.

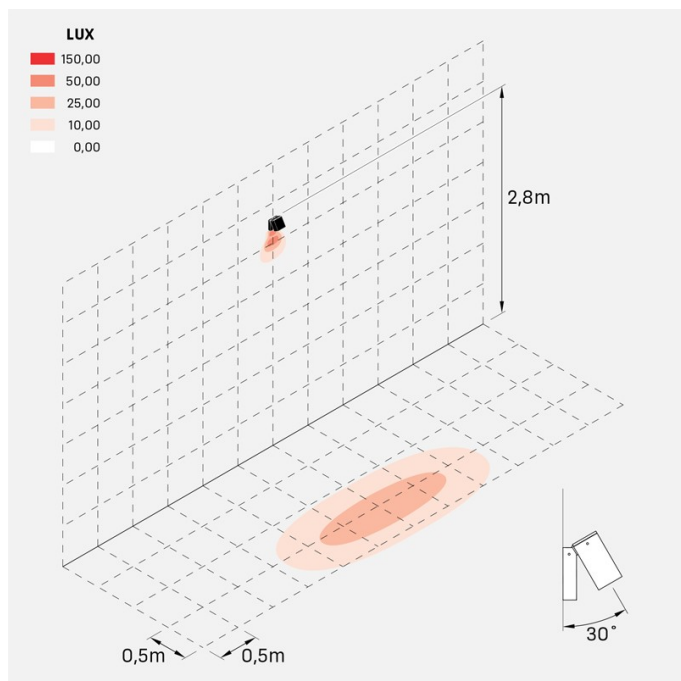


Immagini di montaggio:

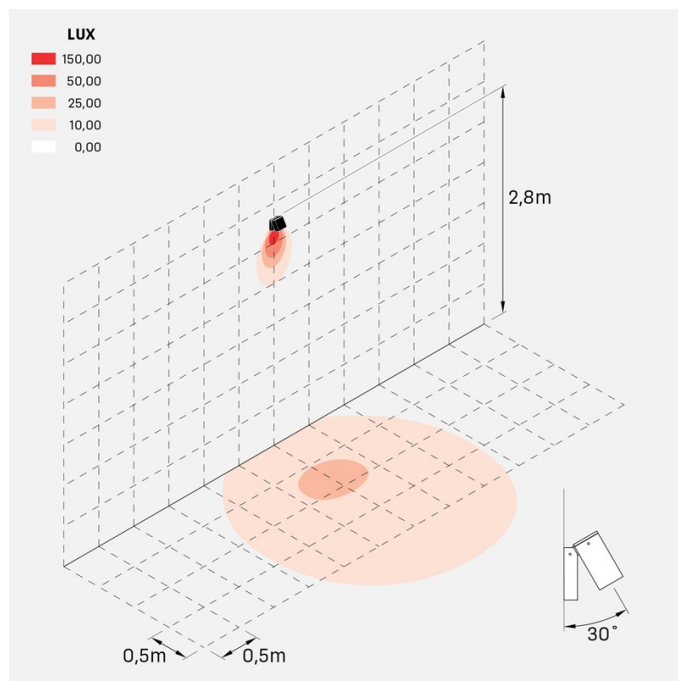


LL14707WLN

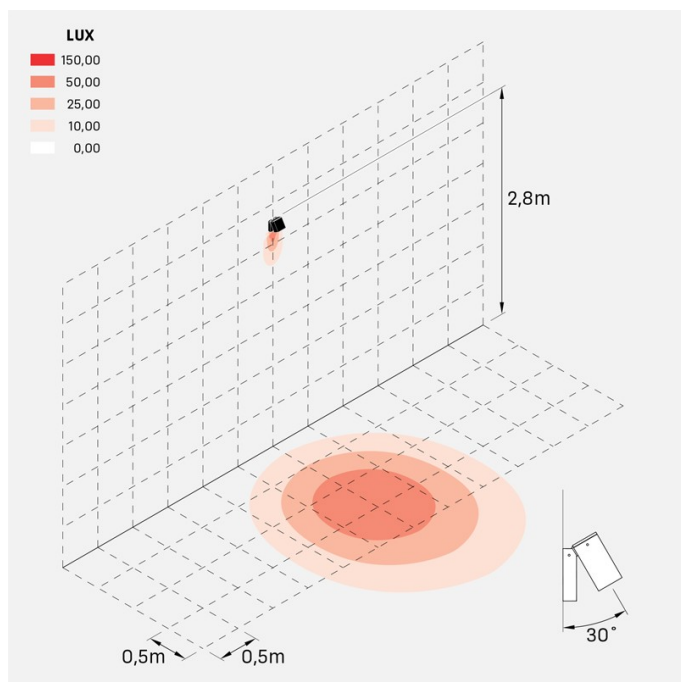
Simulazioni illuminotecniche:



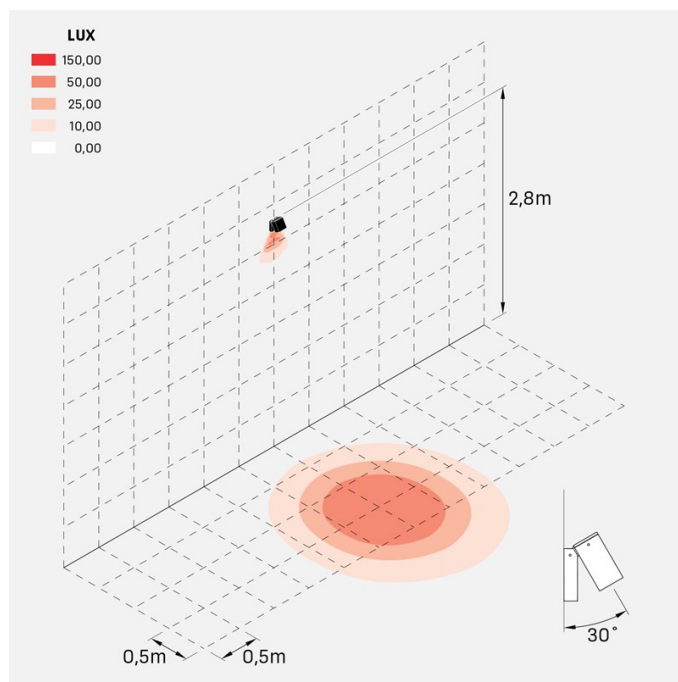
kura_reg_x2_E



kura_reg_x2_L



kura_reg_x2_M



kura_reg_x2_S

Kura Reg X2

LL14707WLN

Lombardo.

Curva fotometrica:

