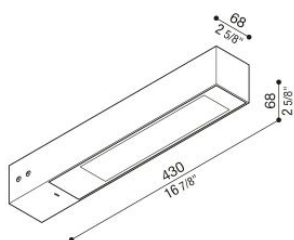


Flag 430

LL14002GW3

Lombardo.





Informazioni tecniche:

Installazione:	Parete, Palo Flag
Materiale Corpo:	Alluminio
Finitura:	Grigio High Tech RAL 9006
Trattamento:	Bordo Mare
Tipo di diffusore:	Vetro serigrafato
Inclinazione ottica:	Wide-95°
Tipo lampada:	LED
Classe energetica:	D
Temperatura colore:	3000K
CRI:	>80
LB Factor:	L80B50 - 50.000h
Rischio fotobiologico:	RG0
Potenza assorbita Watt:	35
Lumen:	4575
Real Lumen:	Max 3420
Alimentazione:	☑ integrata
LED:	220-240 V
Classe di isolamento:	☐ CL.II
Grado di protezione:	IP 66
Resistenza alla rottura:	IK 08 5J xx7
Marchi di Conformità:	CE UK ENEC

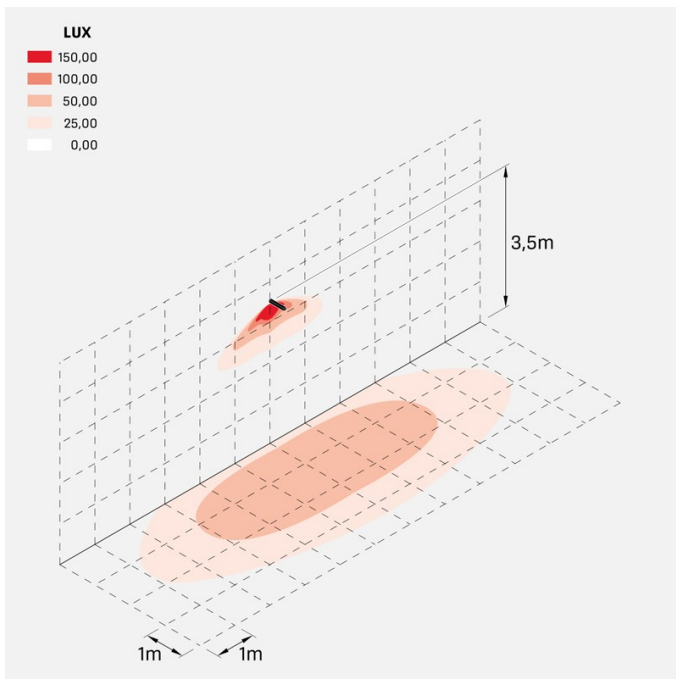
Flag 430

LL14002GW3

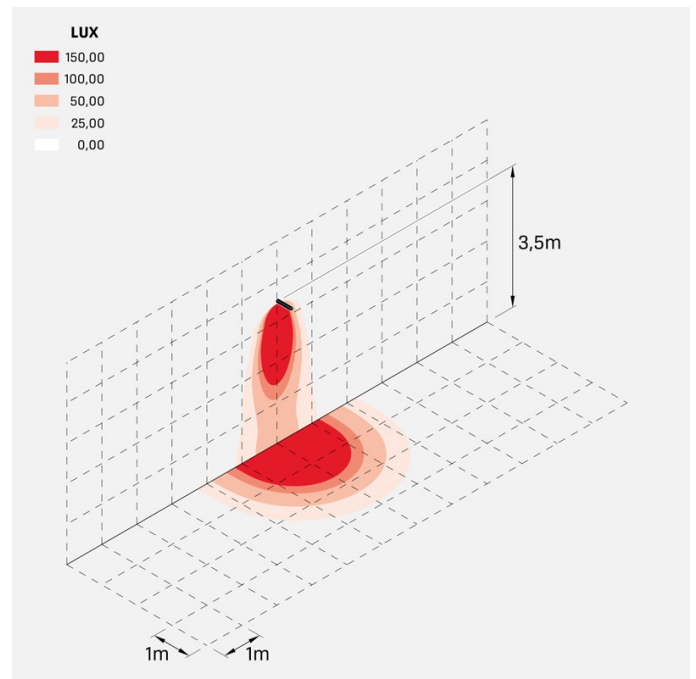
Lombardo.



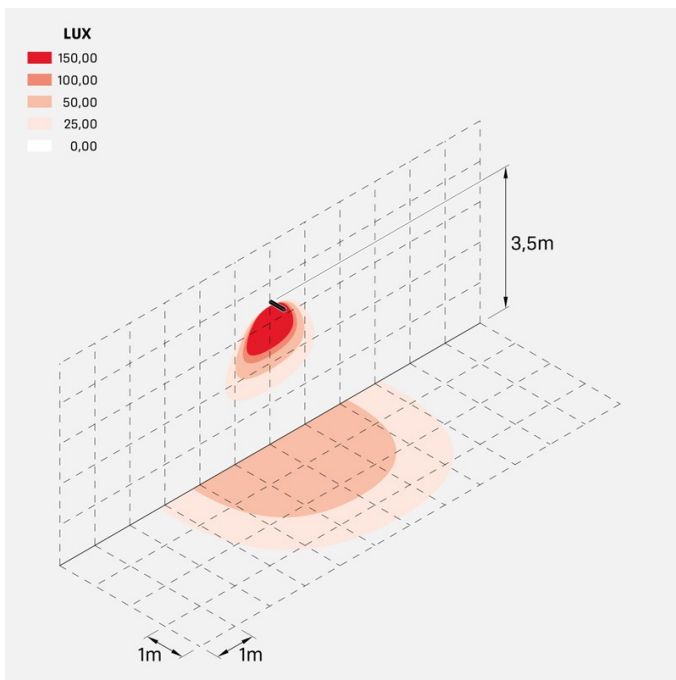
Simulazioni illuminotecniche:



flag_430_a



flag_430_s



flag_430_w

Flag 430

LL14002GW3

Lombardo.

Curva fotometrica:

