

.....

FLAG

.....

↘ Flag 200

↘ Flag 200 Post

↘ Flag 200 Reg

↘ Flag 200 Bollard

↘ Flag 330

↘ Flag 330 Post

↘ Flag 330 Reg

↘ Flag 330 Zero

↘ Flag 430

↘ Flag 430 Post

↘ Flag 430 Reg

FLAG

The range



- **FLAG 330 POST**
- **FLAG 200 POST**
- **+ PALO STILL**

- **FLAG 200**
- **BOLLARD**

- **FLAG 430**
- **+ PALO FLAG**

FLAG 430



FLAG 330



FLAG 200



FLAG 330
ZERO

FLAG 430
REG

FLAG 330
REG

FLAG 200
REG

FLAG 200

Installazione

Installation
Installation
Instalación

Parete - Palo Flag - Palo Ø60 - Terra

Wall - Flag Post - Post Ø60 - Ground
Mur - Flag Poteau - Poteau Ø60 - Sol
Pared - Flag Poste - Poste Ø60 - Suelo

Materiali

Materials
Materiali
Materiales

Materiale Corpo: Alluminio | Tipo di diffusore: Vetro acidato | Trattamento: Bordo Mare

Material: Aluminium | Diffuser type: Etched glass | Treatment: Sea Treatment
Matériel du corps: Aluminium | Type de diffuseur: Verre acidé | Traitement: Bord de Mer
Material del cuerpo: Aluminio | Tipo de difusor: Cristal tratado al ácido | Tratamiento: Tratamiento marino

Alimentazione

Power supply
Alimentation
Alimentación

220-240 V - 24V

Versioni

Versions
Versions
Versiones

DALI



FLAG 200



**FLAG 200
POST**



**FLAG 200
REG**



**FLAG 200
BOLLARD**



COLOURS



White RAL 9010



Grey High Tech RAL 9006



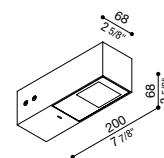
Grey anthracite RAL 7021



Corten

Flag 200

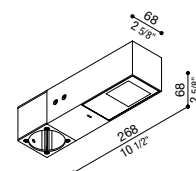
IP66 IK 07 2J xx5 CE UK CB	LED			COL.	CODE *
	W	LM	REAL LM MAX.		
	10	1350	855	<input checked="" type="checkbox"/> <input checked="" type="checkbox"/> 220-240 V	<input type="checkbox"/> LL14001W
					<input type="checkbox"/> LL14001G
					<input type="checkbox"/> LL14001E
					<input type="checkbox"/> LL14001K
	10	1350	855	<input checked="" type="checkbox"/> <input checked="" type="checkbox"/> 220-240 V DALI	<input type="checkbox"/> LM14001W
					<input type="checkbox"/> LM14001G
					<input type="checkbox"/> LM14001E
					<input type="checkbox"/> LM14001K
	10	1350	855	<input checked="" type="checkbox"/> <input checked="" type="checkbox"/> 24V	<input type="checkbox"/> LT14001W
					<input type="checkbox"/> LT14001G
					<input type="checkbox"/> LT14001E
					<input type="checkbox"/> LT14001K



* Complete the CODE OPTIC S | 30° W | Wide A | Asymm. D | Diff. LED COLOUR N | 4000K 3 | 3000K 2 | 2700K 1 | 2200K

Flag 200 Post

IP66 IK 07 2J xx5 CE UK CB	LED			COL.	CODE *
	W	LM	REAL LM MAX.		
	10	1350	855	<input checked="" type="checkbox"/> <input checked="" type="checkbox"/> 220-240 V	<input type="checkbox"/> LL14031W
					<input type="checkbox"/> LL14031G
					<input type="checkbox"/> LL14031E
					<input type="checkbox"/> LL14031K
	10	1350	855	<input checked="" type="checkbox"/> <input checked="" type="checkbox"/> 220-240 V DALI	<input type="checkbox"/> LM14031W
					<input type="checkbox"/> LM14031G
					<input type="checkbox"/> LM14031E
					<input type="checkbox"/> LM14031K
	10	1350	855	<input checked="" type="checkbox"/> <input checked="" type="checkbox"/> 24V	<input type="checkbox"/> LT14031W
					<input type="checkbox"/> LT14031G
					<input type="checkbox"/> LT14031E
					<input type="checkbox"/> LT14031K

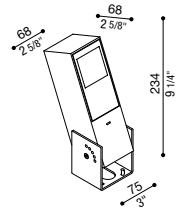


* Complete the CODE OPTIC S | 30° W | Wide A | Asymm. D | Diff. LED COLOUR N | 4000K 3 | 3000K 2 | 2700K 1 | 2200K

Fornito con adattatore per installazione su palo standard Ø60mm. | Supplied with adapter for installation on a standard Ø60 mm post. | Fourni avec adaptateur pour installation sur poteau standard Ø60 mm. | Adaptador para la instalación sobre palo estándar de Ø60 mm incluido.

Flag 200 Reg

IP66 IK 07 2J xx5 CE UK E5	LED			COL.	CODE *
	W	LM	REAL LM MAX.		
	10	1350	855	☐ ✓ 220-240 V	○ LL14011W
					○ LL14011G
					○ LL14011E
					○ LL14011K
	10	1350	855	☐ ✓ 220-240 V DALI	○ LM14011W
					○ LM14011G
					○ LM14011E
					○ LM14011K
	10	1350	855	◇ ⊗ 24V	○ LT14011W
					○ LT14011G
					○ LT14011E
					○ LT14011K

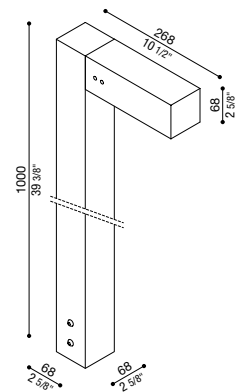


* Complete the CODE ○ OPTIC S | 30° W | Wide A | Asymm. D | Diff. ☐ LED COLOUR N | 4000K 3 | 3000K 2 | 2700K 1 | 2200K

Fornito con staffa a 5 step di regolazione in alluminio verniciato. | Supplied with 5-step adjustment bracket in painted aluminium. | Fourni avec un support de réglage en 5 étapes en aluminium peint. | Incluido soporte de ajuste de 5 pasos en aluminio pintado.

Flag 200 Bollard

IP66 IK 07 2J xx5 CE UK E5	LED			COL.	CODE *
	W	LM	REAL LM MAX.		
	10	1350	855	☐ ✓ 220-240 V	○ LL14021W
					○ LL14021G
					○ LL14021E
					○ LL14021K
	10	1350	855	☐ ✓ 220-240 V DALI	○ LM14021W
					○ LM14021G
					○ LM14021E
					○ LM14021K
	10	1350	855	◇ ⊗ 24V	○ LT14021W
					○ LT14021G
					○ LT14021E
					○ LT14021K



* Complete the CODE ○ OPTIC S | 30° W | Wide A | Asymm. D | Diff. ☐ LED COLOUR N | 4000K 3 | 3000K 2 | 2700K 1 | 2200K

Palo H1000 e staffa di fissaggio inclusi. | H1000 pole and fixing base included. | Poteau H1000 et base de fixation inclus. |

Palo Flag

Palo in alluminio estruso verniciato H 4000 mm e H 3000 mm completo di coperchi amovibili (da asportare nel caso si applichino apparecchi). Predisposto per l'installazione di 1 o 2 Flag. Per un'installazione a terra si consiglia di interrare il palo di almeno 500 mm. Per un'installazione fuori terra utilizzare l'accessorio Staffa Palo Flag.

Flag Post

Painted extruded aluminium pole H 4000 mm and H 3000 mm complete with removable covers (to be removed to accommodate the light fixtures). Suitable for the installation of 1 or 2 Flag. For a ground installation it is recommended to place the pole at least 500 mm underground. For an above-ground installation use the Flag Post fixing base.

Flag Poteau

Poteau en aluminium extrudé peint H 4000 mm et H 3000 mm (H 500 mm enterré) avec couvercles amovibles (à retirer pour appliquer les appareils). Convient pour l'installation de 1 ou 2 Flag. Pour une installation au sol, il est recommandé d'enterrer le poteau d'au moins 500 mm. Pour une installation hors sol, utilisez l'accessoire Base de fixation de poteau Flag.

Flag Poste

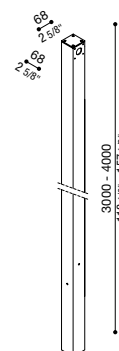
Poste de aluminio extruido pintado H 4000 mm y H 3000 mm (enterrado H 500 mm) con tapas amovibles (a retirar en el caso de que se apliquen aparatos). Adecuado para la instalación de 1 o 2 Flag. Para una instalación en el suelo, se recomienda enterrar el poste al menos 500 mm bajo tierra. Para una instalación sobre el suelo, utilice el accesorio Base de fijación del Poste Flag.

H 3000 mm

Col.	Code
	LB140001W
	LB140001G
	LB140001E
	LB140001K

H 4000 mm

Col.	Code
	LB140002W
	LB140002G
	LB140002E
	LB140002K



Still

Palo diametro 60 mm in Bayblend senza basamento. Possibilità di installazione con o senza basamento. Anima interna palo in acciaio zincato per altezze da 2000 mm. I pali di altezza uguale e superiore a 2000 mm devono essere interrati di almeno 500 mm.

Still

60 mm Bayblend pole without base. Possibility of installation with or without base. Galvanized steel inner pole from H 2000 mm. 2000 mm and higher poles must be underground by at least 500 mm.

Still

Poteau de 60 mm en Bayblend sans socle. Possibilité d'installation avec ou sans socle. Noyau interne en acier galvanisé pour poteau à partir de h. 2000 mm. Les poteaux d'une hauteur de 2000 mm et plus doivent être enterrés à au moins 500 mm de profondeur.

Still

Poste de 60 mm en Bayblend sin base. Posibilidad de instalación con o sin base. Núcleo interno en acero galvanizado para alturas de 2000 mm. Los postes con una altura de 2.000 mm o superior deben estar enterrados a una profundidad mínima de 500 mm.

H 1000 mm

Col.	Code
	LB1100012
	LB110001G
	LB110001E
	LB110001K
	LB110001W

H 1500 mm

Col.	Code
	LB1100022
	LB110002G
	LB110002E
	LB110002K
	LB1100021

H 2000 mm

Col.	Code
	LB1100032
	LB110003G
	LB110003E
	LB110003K
	LB1100031

H 2500 mm

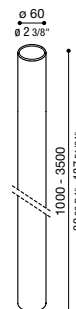
Col.	Code
	LB1100042
	LB110004G
	LB110004E
	LB110004K
	LB1100041

H 3000 mm

Col.	Code
	LB1100052
	LB110005G
	LB110005E
	LB110005K
	LB1100051

H 3500 mm

Col.	Code
	LB1100062
	LB110006G
	LB110006E
	LB110006K
	LB1100061



Staffa Palo Flag

Staffa per il fissaggio del Palo Flag fuori terra.

Flag Post fixing base

Base for fixing the Flag Post above ground.

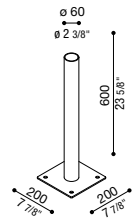
Base de fixation de poteau Flag

Base pour fixer le poteau Flag au-dessus du sol.

Base de fijación del Poste Flag

Base para fijar el Poste Flag sobre el suelo.

Col.	Code
	LB1400040



Adattatore palo Still Ø 60 Flag

Adattatore per installazione Flag su palo standard Ø60 mm in alluminio verniciato.

Flag adapter for Still Post Ø 60





Flag adapter for installation on a standard Ø60 mm post.

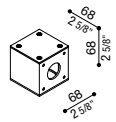
Adaptateur poteau Still Ø60 Flag

Adaptateur pour installation Flag sur poteau standard Ø60 mm.

Adaptador poste Still Ø60 Flag

Adaptador para la instalación Flag sobre palo estándar de Ø60 mm.

Col.	Code
	LB140000W
	LB140000G
	LB140000E
	LB140000K




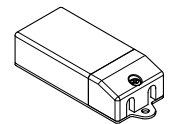
Alimentatore 24V in tensione costante Flag 200

24V constant voltage driver Flag 200

Alimentation à tension constante de 24V Flag 200

Alimentador de tensión constante de 24V Flag 200

N° max	IP	Code
1/2	20	LB1070029
1/4	20	LB1070030
1/3	67	LB1070031
1/5	67	LB1070032
1 DALI	67	LB1070065
1/5 0-10V	67	LB1070113
1/5 DALI	67	LB1070114



FLAG 200 BOLLARD

FLAG 200



FLAG 200 BOLLARD



FLAG 330

Installazione

Installation
Installation
Instalación

Parete - Palo Flag - Palo Ø60 - Terra

Wall - Flag Post - Post Ø60 - Ground
Mur - Flag Poteau - Poteau Ø60 - Sol
Pared - Flag Poste - Poste Ø60 - Suelo

Materiali

Materials
Materiali
Materiales

Materiale Corpo: Alluminio | Tipo di diffusore: Vetro serigrafato | Trattamento: Bordo Mare

Material: Aluminium | Diffuser type: Serigraphed glass | Treatment: Sea Treatment
Matériel du corps: Aluminium | Type de diffuseur: Verre sérigraphié | Traitement: Bord de Mer
Material del cuerpo: Aluminio | Tipo de difusor: Vidro serigrafiado | Tratamiento: Tratamiento marino

Alimentazione

Power supply
Alimentation
Alimentación

220-240 V - 24V

Versioni

Versions
Versions
Versiones

DALI



FLAG 330



**FLAG 330
POST**



**FLAG 330
REG**



**FLAG 330
ZERO**



COLOURS



White RAL 9010



Grey High Tech RAL 9006



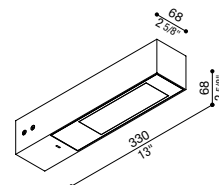
Grey anthracite RAL 7021



Corten

Flag 330

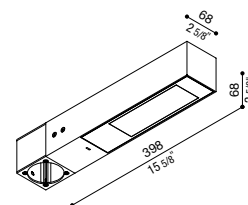
IP66 IK 07 2J xx5 CE UK CB	LED			COL.	CODE *
	W	LM	REAL LM MAX.		
	19	2850	1980	<input checked="" type="checkbox"/> <input checked="" type="checkbox"/> 220-240 V	<input type="checkbox"/> LL14000W
					<input type="checkbox"/> LL14000G
					<input type="checkbox"/> LL14000E
					<input type="checkbox"/> LL14000K
	19	2850	1980	<input checked="" type="checkbox"/> <input checked="" type="checkbox"/> 220-240 V DALI	<input type="checkbox"/> LM14000W
					<input type="checkbox"/> LM14000G
					<input type="checkbox"/> LM14000E
					<input type="checkbox"/> LM14000K
	19	2850	1980	<input checked="" type="checkbox"/> <input checked="" type="checkbox"/> 24V	<input type="checkbox"/> LT14000W
					<input type="checkbox"/> LT14000G
					<input type="checkbox"/> LT14000E
					<input type="checkbox"/> LT14000K



* Complete the CODE OPTIC S | 30° W | Wide A | Asymm. D | Diff. LED COLOUR N | 4000K 3 | 3000K 2 | 2700K 1 | 2200K

Flag 330 Post

IP66 IK 07 2J xx5 CE UK CB	LED			COL.	CODE *
	W	LM	REAL LM MAX.		
	19	2850	1980	<input checked="" type="checkbox"/> <input checked="" type="checkbox"/> 220-240 V	<input type="checkbox"/> LL14030W
					<input type="checkbox"/> LL14030G
					<input type="checkbox"/> LL14030E
					<input type="checkbox"/> LL14030K
	19	2850	1980	<input checked="" type="checkbox"/> <input checked="" type="checkbox"/> 220-240 V DALI	<input type="checkbox"/> LM14030W
					<input type="checkbox"/> LM14030G
					<input type="checkbox"/> LM14030E
					<input type="checkbox"/> LM14030K
	19	2850	1980	<input checked="" type="checkbox"/> <input checked="" type="checkbox"/> 24V	<input type="checkbox"/> LT14030W
					<input type="checkbox"/> LT14030G
					<input type="checkbox"/> LT14030E
					<input type="checkbox"/> LT14030K

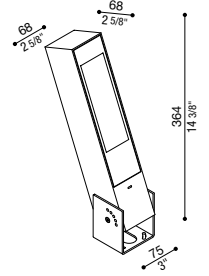


* Complete the CODE OPTIC S | 30° W | Wide A | Asymm. D | Diff. LED COLOUR N | 4000K 3 | 3000K 2 | 2700K 1 | 2200K

Fornito con adattatore per installazione su palo standard Ø60mm. | Supplied with adapter for installation on a standard Ø60 mm post. | Fourni avec adaptateur pour installation sur poteau standard Ø60 mm. | Adaptador para la instalación sobre palo estándar de Ø60 mm incluido.

Flag 330 Reg

IP66 IK 07 2J xx5 CE UK EA	LED			COL.	CODE *
	W	LM	REAL LM MAX.		
	19	2850	1980	☐ ✓ 220-240 V	○ LL14010W
					○ LL14010G
					○ LL14010E
					○ LL14010K
	19	2850	1980	☐ ✓ 220-240 V DALI	○ LM14010W
					○ LM14010G
					○ LM14010E
					○ LM14010K
	19	2850	1980	◆ ⊗ 24V	○ LT14010W
					○ LT14010G
					○ LT14010E
					○ LT14010K

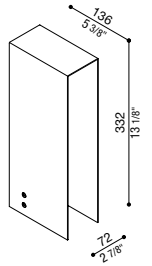


* Complete the CODE ○ OPTIC S | 30° W | Wide A | Asymm. D | Diff. ☐ LED COLOUR N | 4000K 3 | 3000K 2 | 2700K 1 | 2200K

Fornito con staffa a 5 step di regolazione in alluminio verniciato. | Supplied with 5-step adjustment bracket in painted aluminium. | Fourni avec un support de réglage en 5 étapes en aluminium peint. | Incluido soporte de ajuste de 5 pasos en aluminio pintado.

Flag 330 Zero

IP66 IK 07 2J xx5 CE UK EA	LED			COL.	CODE *
	W	LM	REAL LM		
	6,7	1000	180	☐ ✓ 220-240 V	○ LL14020W
					○ LL14020G
					○ LL14020E
					○ LL14020K



* Complete the CODE ☐ LED COLOUR N | 4000K 3 | 3000K 2 | 2700K 1 | 2200K

Fornito con sistema antiabbagliamento in alluminio verniciato. | Supplied with painted aluminium anti-glare system. | Fourni avec un système anti-éblouissement en aluminium peint. | Incluido sistema antideslumbrante de aluminio pintado.

Palo Flag

Palo in alluminio estruso verniciato H 4000 mm e H 3000 mm completo di coperchi amovibili (da asportare nel caso si applichino apparecchi). Predisposto per l'installazione di 1 o 2 Flag. Per un'installazione a terra si consiglia di interrare il palo di almeno 500 mm. Per un'installazione fuori terra utilizzare l'accessorio Staffa Palo Flag.

Flag Post









Painted extruded aluminium pole H 4000 mm and H 3000 mm complete with removable covers (to be removed to accommodate the light fixtures). Suitable for the installation of 1 or 2 Flag. For a ground installation it is recommended to place the pole at least 500 mm underground. For an above-ground installation use the Flag Post fixing base.

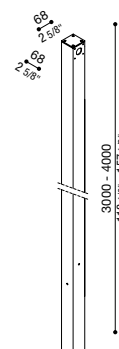
Flag Poteau

Poteau en aluminium extrudé peint H 4000 mm et H 3000 mm (H 500 mm enterré) avec couvercles amovibles (à retirer pour appliquer les appareils). Convient pour l'installation de 1 ou 2 Flag. Pour une installation au sol, il est recommandé d'enterrer le poteau d'au moins 500 mm. Pour une installation hors sol, utilisez l'accessoire Base de fixation de poteau Flag.

Flag Poste

Poste de aluminio extruido pintado H 4000 mm y H 3000 mm (enterrado H 500 mm) con tapas amovibles (a retirar en el caso de que se apliquen aparatos). Adecuado para la instalación de 1 o 2 Flag. Para una instalación en el suelo, se recomienda enterrar el poste al menos 500 mm bajo tierra. Para una instalación sobre el suelo, utilice el accesorio Base de fijación del Poste Flag.

H 3000 mm	
Col.	Code
	LB140001W
	LB140001G
	LB140001E
	LB140001K
H 4000 mm	
Col.	Code
	LB140002W
	LB140002G
	LB140002E
	LB140002K



Still

Palo diametro 60 mm in Bayblend senza basamento. Possibilità di installazione con o senza basamento. Anima interna palo in acciaio zincato per altezze da 2000 mm. I pali di altezza uguale e superiore a 2000 mm devono essere interrati di almeno 500 mm.

Still











60 mm Bayblend pole without base. Possibility of installation with or without base. Galvanized steel inner pole from H 2000 mm. 2000 mm and higher poles must be underground by at least 500 mm.











Still











Poteau de 60 mm en Bayblend sans socle. Possibilité d'installation avec ou sans socle. Noyau interne en acier galvanisé pour poteau à partir de h. 2000 mm. Les poteaux d'une hauteur de 2000 mm et plus doivent être enterrés à au moins 500 mm de profondeur.

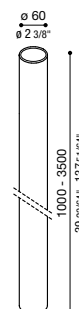
Still

Poste de 60 mm en Bayblend sin base. Posibilidad de instalación con o sin base. Núcleo interno en acero galvanizado para alturas de 2000 mm. Los postes con una altura de 2.000 mm o superior deben estar enterrados a una profundidad mínima de 500 mm.

H 1000 mm	
Col.	Code
	LB1100012
	LB110001G
	LB110001E
	LB110001K
	LB110001W
H 1500 mm	
Col.	Code
	LB1100022
	LB110002G
	LB110002E
	LB110002K
	LB1100021

H 2000 mm	
Col.	Code
	LB1100032
	LB110003G
	LB110003E
	LB110003K
	LB1100031
H 2500 mm	
Col.	Code
	LB1100042
	LB110004G
	LB110004E
	LB110004K
	LB1100041

H 3000 mm	
Col.	Code
	LB1100052
	LB110005G
	LB110005E
	LB110005K
	LB1100051
H 3500 mm	
Col.	Code
	LB1100062
	LB110006G
	LB110006E
	LB110006K
	LB1100061



Staffa Palo Flag

Staffa per il fissaggio del Palo Flag fuori terra.

Flag Post fixing base

Base for fixing the Flag Post above ground.

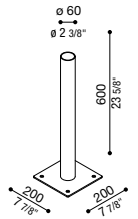
Base de fixation de poteau Flag

Base pour fixer le poteau Flag au-dessus du sol.

Base de fijación del Poste Flag

Base para fijar el Poste Flag sobre el suelo.

Col.	Code
	LB1400040



Adattatore palo Still Ø 60 Flag

Adattatore per installazione Flag su palo standard Ø60 mm in alluminio verniciato.

Flag adapter for Still Post Ø 60





Flag adapter for installation on a standard Ø60 mm post.

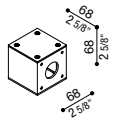
Adaptateur poteau Still Ø60 Flag

Adaptateur pour installation Flag sur poteau standard Ø60 mm.

Adaptador poste Still Ø60 Flag

Adaptador para la instalación Flag sobre palo estándar de Ø60 mm.

Col.	Code
	LB140000W
	LB140000G
	LB140000E
	LB140000K



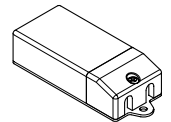
Alimentatore 24V in tensione costante Flag 330

24V constant voltage driver Flag 330

Alimentation à tension constante de 24V Flag 330

Alimentador de tensión constante de 24V Flag 330

N° max	IP	Code
1	20	LB1070029
1/2	20	LB1070030
1	67	LB1070031
1/3	67	LB1070032
1 DALI	67	LB1070065
1/2 0-10V	67	LB1070113
1/2 DALI	67	LB1070114





FEATURES

Predisposto per installazione su palo da Ø60 mm standard

Suitable for installation on standard post Ø60 mm
 Prédisposé pour l'installation sur Poteau standard Ø60 mm
 Apto para instalación en postes estándar Ø60mm



Montaggio con supporto standard.

Mounting with standard support.
 Montage avec support standard.
 Montaje con soporte estándar.



Montaggio con supporto regolabile.

Mounting with adjustable bracket.
 Montage avec support réglable.
 Montaje con soporte ajustable.



Disponibile adattatore per installazione su palo Ø60 standard. Flag 430 Post solo su pali conici.

Adapter for installation on standard Ø60 pole available. Flag 430 Post only on conical poles.
 Adaptateur disponible pour installation sur poteau standard Ø60. Flag 430 Post uniquement sur les poteaux coniques.
 Adaptador disponible para instalación en poste estándar Ø60. Poste Flag 430 sólo en postes cónicos.



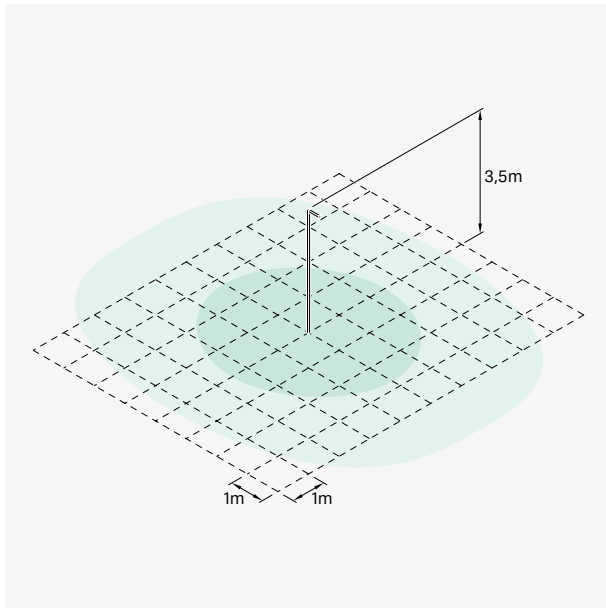

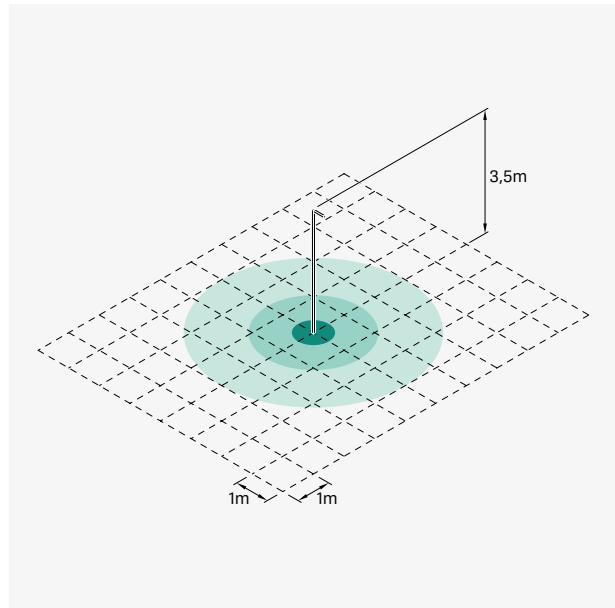
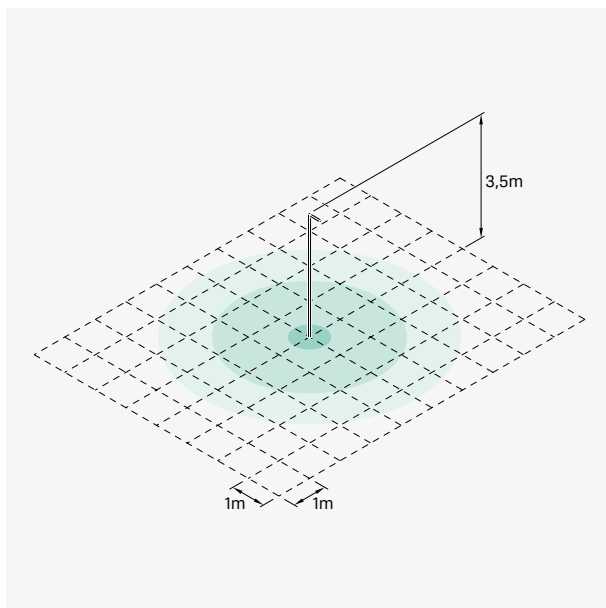
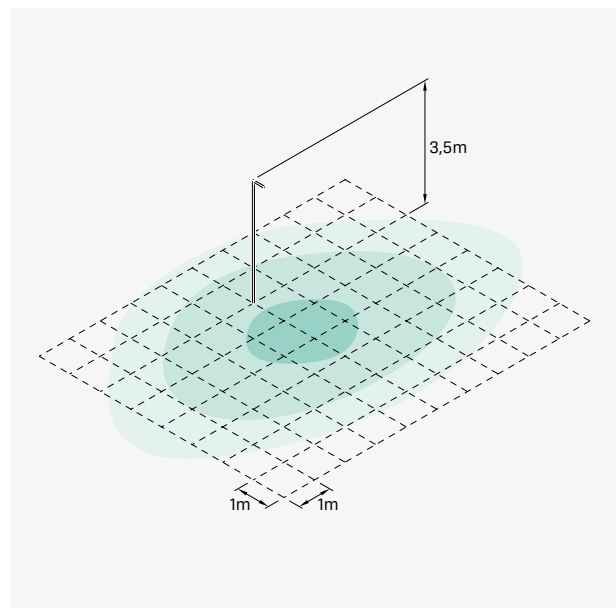
Flag 330 Post

Fasci luminosi su palo Flag 330 da 3,5 metri

Light beams on 3,5-metre Flag 330 pole

Faisceaux lumineux sur un poteau Flag 330 de 3,5 mètres

Haces luminosas en poste Flag 330 de 3,5 metros

LUX**W WIDE** FLAG 330 19W**S 30°** FLAG 330 19W**D DIFF.** FLAG 330 19W**A ASYMM.** FLAG 330 19W

FLAG 330 POST



FLAG 330



FLAG 330





FLAG 330 REG



FLAG 330 ZERO

FLAG 430

Installazione

Installation
Installation
Instalación

Parete - Palo Flag - Palo conico Ø60 - Terra

Wall - Flag Post - Conical post Ø60 - Ground
Mur - Flag Poteau - Poteau conique Ø60 - Sol
Pared - Flag Poste - Poste cónico Ø60 - Suelo

Materiali

Materials
Materiali
Materiales

Materiale Corpo: Alluminio | Tipo di diffusore: Vetro serigrafato | Trattamento: Bordo Mare

Material: Aluminium | Diffuser type: Serigraphed glass | Treatment: Sea Treatment
Matériel du corps: Aluminium | Type de diffuseur: Verre sérigraphié | Traitement: Bord de Mer
Material del cuerpo: Aluminio | Tipo de difusor: Vidro serigrafiado | Tratamiento: Tratamiento marino

Alimentazione

Power supply
Alimentation
Alimentación

220-240 V

Versioni

Versions
Versions
Versiones

DALI



FLAG 430



**FLAG 430
POST**



**FLAG 430
REG**



COLOURS



White RAL 9010



Grey High Tech RAL 9006











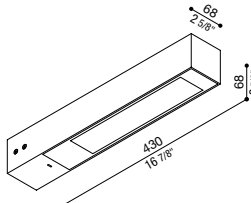
Grey anthracite RAL 7021



Corten









Flag 430

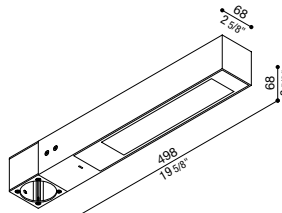
IP66 IK 08 5J xx7 CE UK CB	LED			COL.	CODE *
	W	LM	REAL LM		
	MAX.				
35	4575	3420	☐ ✓ 220-240 V	 LL14002W	□
				 LL14002G	□
				 LL14002E	□
				 LL14002K	□
35	4575	3420	☐ ✓ 220-240 V DALI	 LM14002W	□
				 LM14002G	□
				 LM14002E	□
				 LM14002K	□



* Complete the CODE ○ OPTIC S | Spot-32° W | Wide-95° A | Asymm.-140°X45° □ LED COLOUR N | 4000K 3 | 3000K 2 | 2700K 1 | 2200K

Flag 430 Post









IP66 IK 08 5J xx7 CE UK CB	LED			COL.	CODE *
	W	LM	REAL LM		
	MAX.				
35	4575	3420	☐ ✓ 220-240 V	 LL14032W	□
				 LL14032G	□
				 LL14032E	□
				 LL14032K	□
35	4575	3420	☐ ✓ 220-240 V DALI	 LM14032W	□
				 LM14032G	□
				 LM14032E	□
				 LM14032K	□

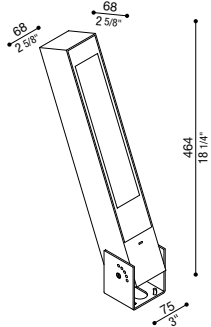


* Complete the CODE ○ OPTIC S | Spot-32° W | Wide-95° A | Asymm.-140°X45° □ LED COLOUR N | 4000K 3 | 3000K 2 | 2700K 1 | 2200K

Consigliata l'installazione su pali conici Ø60. Non idoneo per pali Still. | Recommended for installation on Ø 60 conical poles. Not suitable for Still poles. | Recommandé pour l'installation sur des poteaux coniques de Ø60. Ne convient pas aux Still poteaux. | Se recomienda su instalación en postes cónicos de Ø60. No es apto para los postes Still.

Flag 430 Reg

IP66 IK 08 5J xx7 CE UK CB	LED			COL.	CODE *
	W	LM	REAL LM		
	MAX.				
35	4575	3420	☐ ✓ 220-240 V	 LL14012W	□
				 LL14012G	□
				 LL14012E	□
				 LL14012K	□
35	4575	3420	☐ ✓ 220-240 V DALI	 LM14012W	□
				 LM14012G	□
				 LM14012E	□
				 LM14012K	□



* Complete the CODE ○ OPTIC S | Spot-32° W | Wide-95° A | Asymm.-140°X45° □ LED COLOUR N | 4000K 3 | 3000K 2 | 2700K 1 | 2200K

Fornito con staffa a 5 step di regolazione in alluminio verniciato. | Supplied with 5-step adjustment bracket in painted aluminium. | Fourni avec un support de réglage en 5 étapes en aluminium peint. | Incluido soporte de ajuste de 5 pasos en aluminio pintado.

Palo Flag

Palo in alluminio estruso verniciato H 4000 mm e H 3000 mm completo di coperchi amovibili (da asportare nel caso si applichino apparecchi). Predisposto per l'installazione di 1 o 2 Flag. Per un'installazione a terra si consiglia di interrare il palo di almeno 500 mm. Per un'installazione fuori terra utilizzare l'accessorio Staffa Palo Flag.

Flag Post

Painted extruded aluminium pole H 4000 mm and H 3000 mm complete with removable covers (to be removed to accommodate the light fixtures). Suitable for the installation of 1 or 2 Flag. For a ground installation it is recommended to place the pole at least 500 mm underground. For an above-ground installation use the Flag Post fixing base.





Flag Poteau

Poteau en aluminium extrudé peint H 4000 mm et H 3000 mm (H 500 mm enterré) avec couvercles amovibles (à retirer pour appliquer les appareils). Convient pour l'installation de 1 ou 2 Flag. Pour une installation au sol, il est recommandé d'enterrer le poteau d'au moins 500 mm. Pour une installation hors sol, utilisez l'accessoire Base de fixation de poteau Flag.





Flag Poste

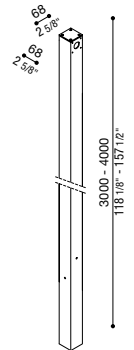
Poste de aluminio extruido pintado H 4000 mm y H 3000 mm (enterrado H 500 mm) con tapas amovibles (a retirar en el caso de que se apliquen aparatos). Adecuado para la instalación de 1 o 2 Flag. Para una instalación en el suelo, se recomienda enterrar el poste al menos 500 mm bajo tierra. Para una instalación sobre el suelo, utilice el accesorio Base de fijación del Poste Flag.

H 3000 mm

CoL.	Code
	LB140001W
	LB140001G
	LB140001E
	LB140001K

H 4000 mm

CoL.	Code
	LB140002W
	LB140002G
	LB140002E
	LB140002K



Staffa Palo Flag

Staffa per il fissaggio del Palo Flag fuori terra.

Flag Post fixing base

Base for fixing the Flag Post above ground.

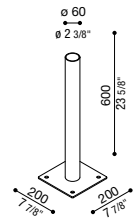
Base de fixation de poteau Flag

Base pour fixer le poteau Flag au-dessus du sol.

Base de fijación del Poste Flag

Base para fijar el Poste Flag sobre el suelo.

CoL.	Code
	LB1400040



Adattatore palo Ø 60 Flag

Adattatore per installazione Flag su palo standard Ø60 mm in alluminio verniciato.

Flag adapter for Post Ø 60





Flag adapter for installation on a standard Ø60 mm post.

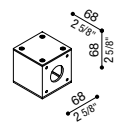
Adaptateur poteau Ø60 Flag

Adaptateur pour installation Flag sur poteau standard Ø60 mm.

Adaptador poste Ø60 Flag


Adaptador para la instalación Flag sobre palo estándar de Ø60 mm.

CoL.	Code
	LB140000W
	LB140000G
	LB140000E
	LB140000K



FLAG 430





FLAG 430

FLAG 430



