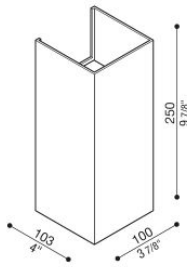



# Dodo 100 Full

LL14304L2

**Lombardo.**



## Informazioni tecniche:

Installazione:	Parete
Materiale Corpo:	Alluminio
Finitura:	Light Grey RAL 7044
Trattamento:	Bordo Mare
Tipo di diffusore:	Polycarbonato
Tipo lampada:	LED
Classe energetica:	E
Temperatura colore:	2700K
CRI:	>80
LB Factor:	L80B20 - 50.000h
Rischio fotobiologico:	RG0
Potenza assorbita Watt:	8
Lumen:	1180
Real Lumen:	170
Alimentazione:	☑️ integrata
LED:	220-240 V
Interruttore magnetotermico	45-56-66-82
B10 - C10 - B16 - C16	
Classe di isolamento:	⊕ CL.I
Grado di protezione:	<b>IP 54</b>
Resistenza alla rottura:	<b>IK 10 20J xx9</b>
Marchi di Conformità:	CE UK



Fasci disponibili: 30°, 45°, 60°, 75°, 90°, regolabili tramite alette.



# Dodo 100 Full

LL14304L2

Lombardo.

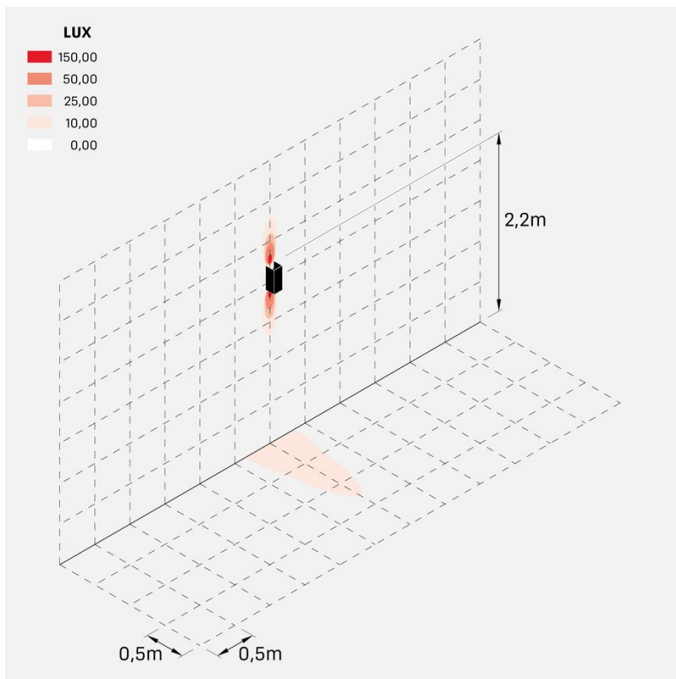


## Immagini di montaggio:

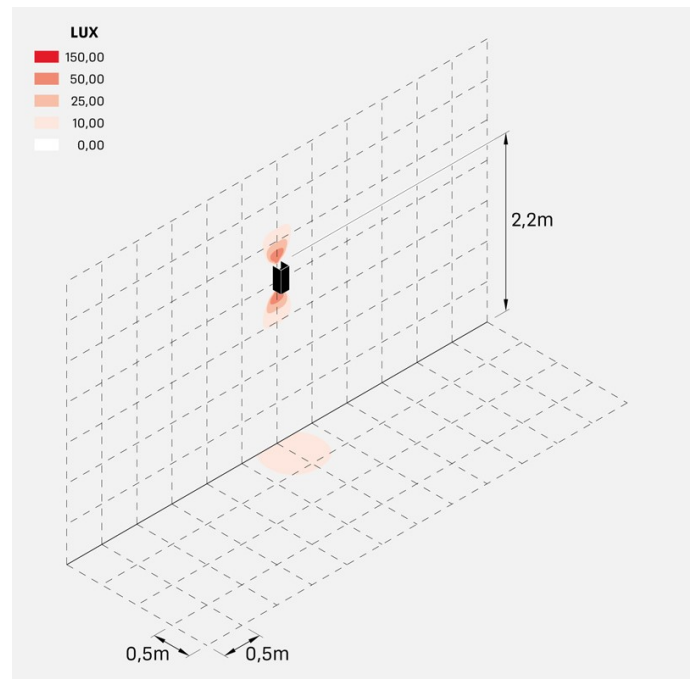


LL14304L2

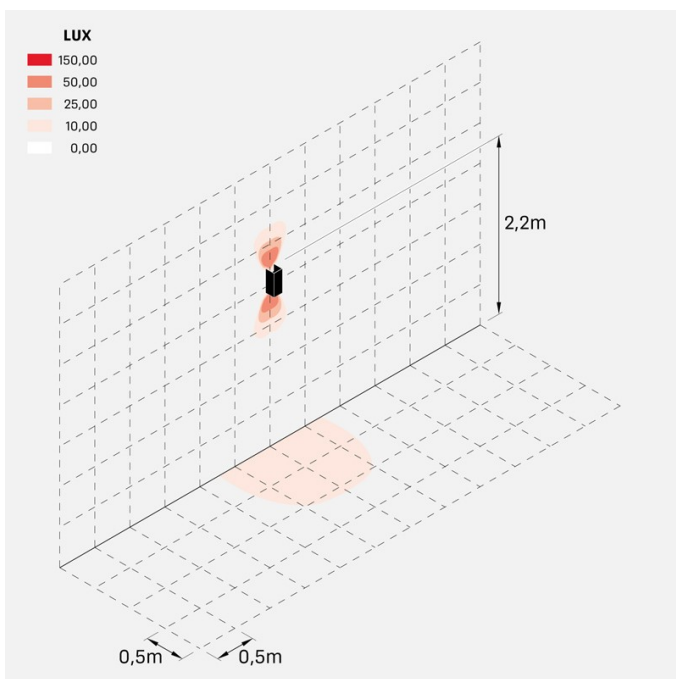
## Simulazioni illuminotecniche:



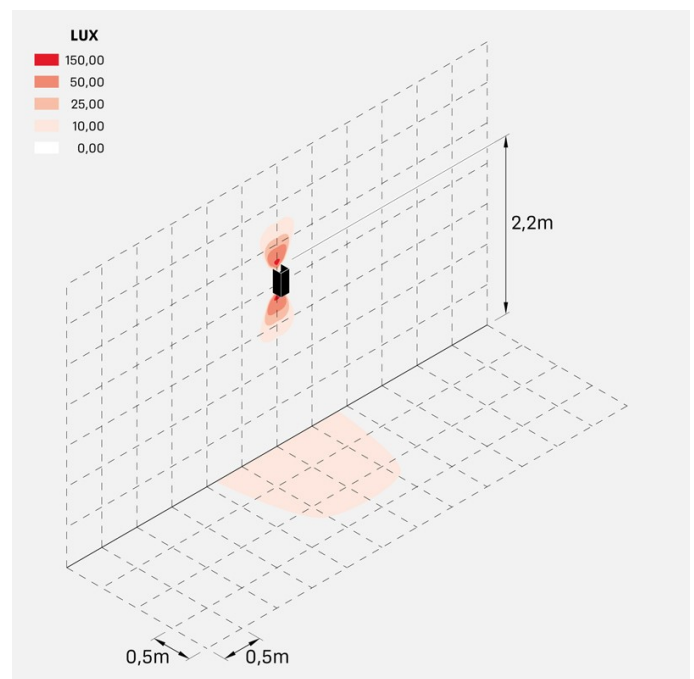
dodo\_100\_full\_30



dodo\_100\_full\_45



dodo\_100\_full\_60

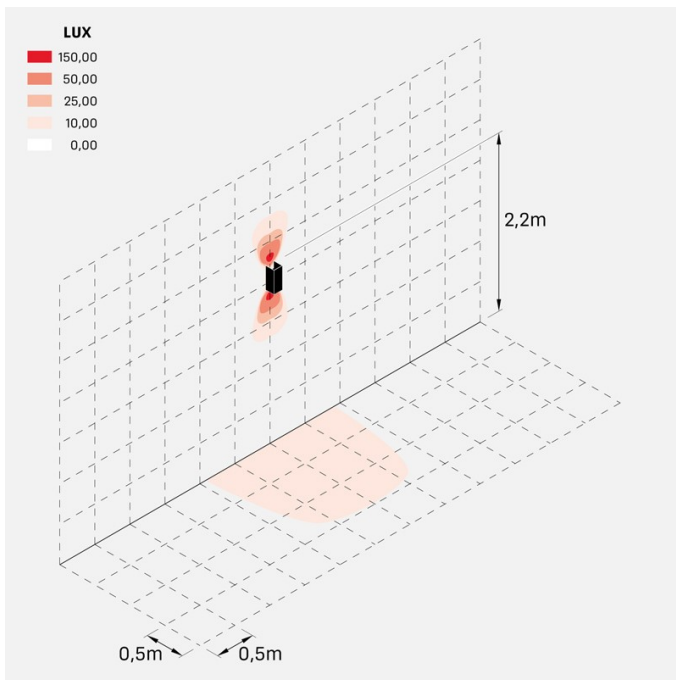


dodo\_100\_full\_75

# Dodo 100 Full

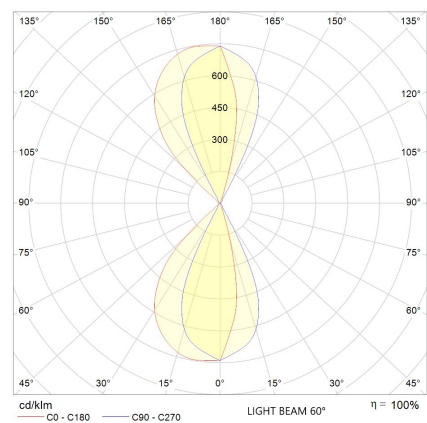
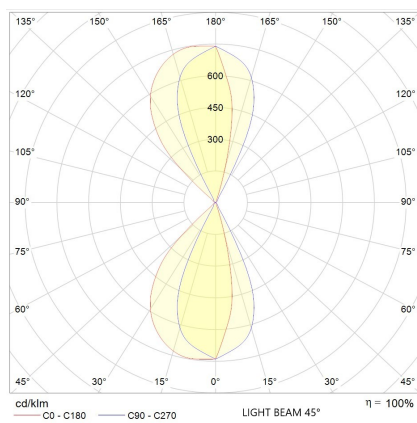
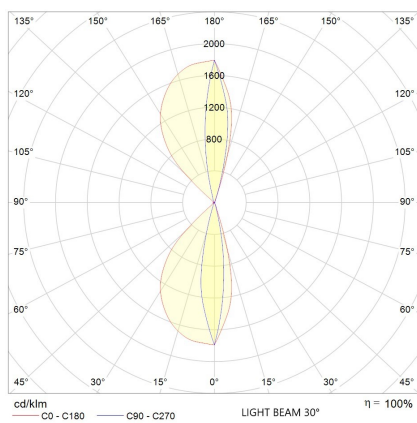
Lombardo.

LL14304L2



dodo\_100\_full\_90

## Curva fotometrica:



# Dodo 100 Full

LL14304L2

Lombardo.

