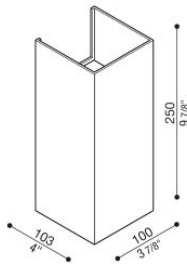


Dodo 100 Full

LL14304DN

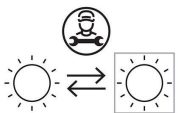
Lombardo.



Informazioni tecniche:

Installazione:	Parete
Materiale Corpo:	Alluminio
Finitura:	Dark Grey RAL 7021
Trattamento:	Bordo Mare
Tipo di diffusore:	Polycarbonato
Tipo lampada:	LED
Classe energetica:	E
Temperatura colore:	4000K
CRI:	>80
LB Factor:	L80B20 - 50.000h
Rischio fotobiologico:	RG0
Potenza assorbita Watt:	8
Lumen:	1180
Real Lumen:	170
Alimentazione:	☑️ integrata
LED:	220-240 V
Interruttore magnetotermico	45-56-66-82
B10 - C10 - B16 - C16	
Classe di isolamento:	⊕ CL.I
Grado di protezione:	IP 54
Resistenza alla rottura:	IK 10 20J xx9
Marchi di Conformità:	CE UK ENEC



Fasci disponibili: 30°, 45°, 60°, 75°, 90°, regolabili tramite alette.



Dodo 100 Full

LL14304DN

Lombardo.

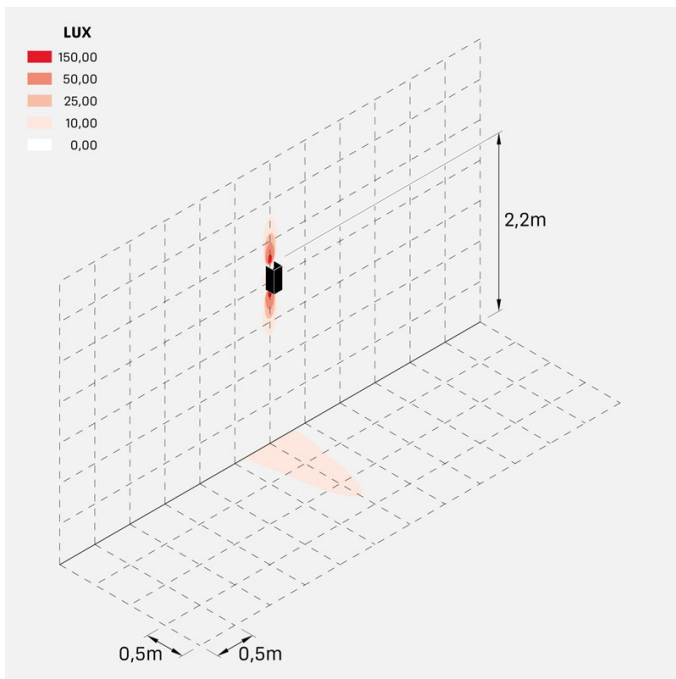


Immagini di montaggio:

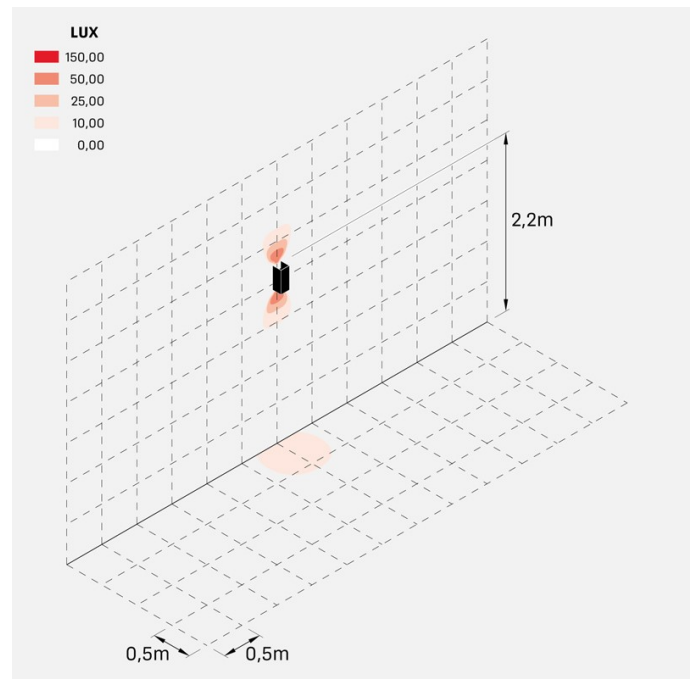


LL14304DN

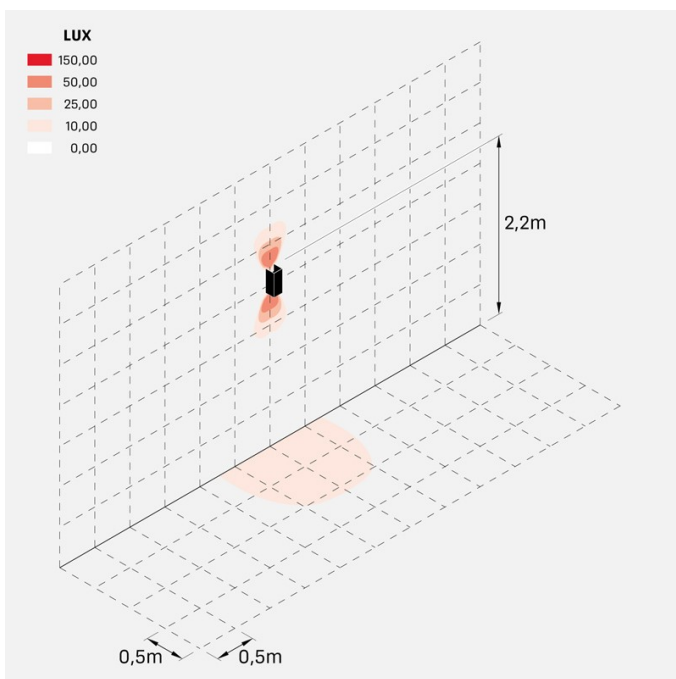
Simulazioni illuminotecniche:



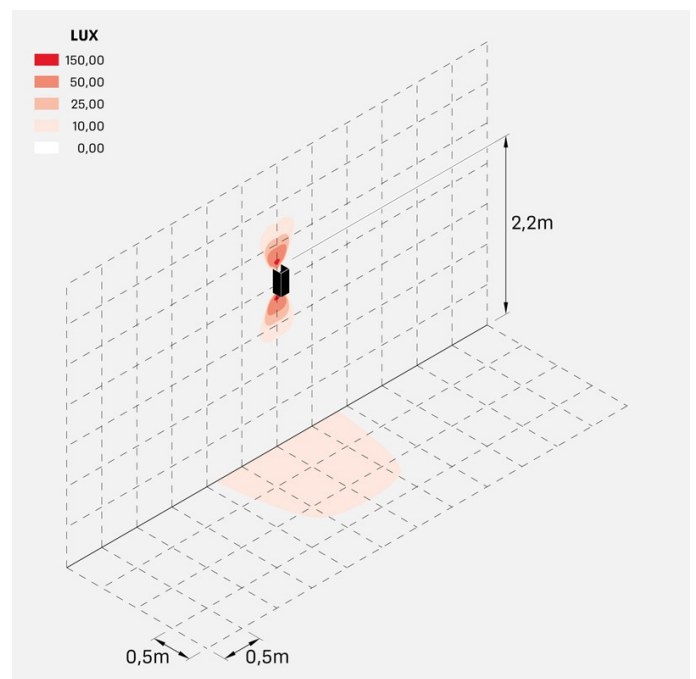
dodo_100_full_30



dodo_100_full_45



dodo_100_full_60

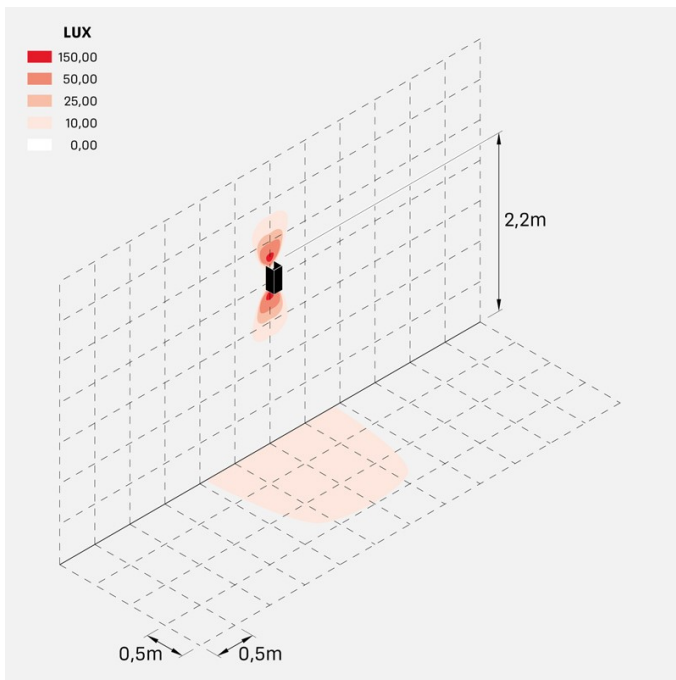


dodo_100_full_75

Dodo 100 Full

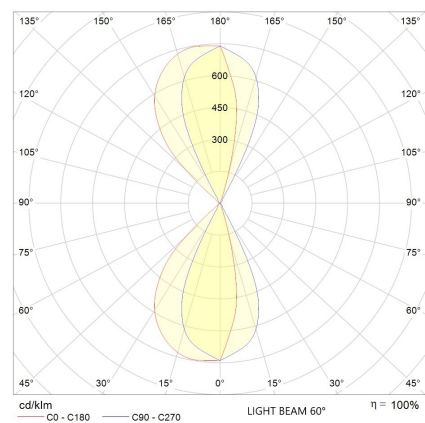
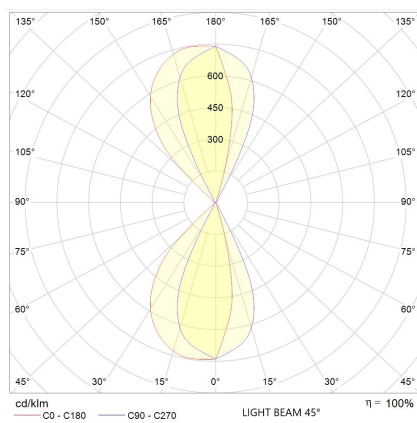
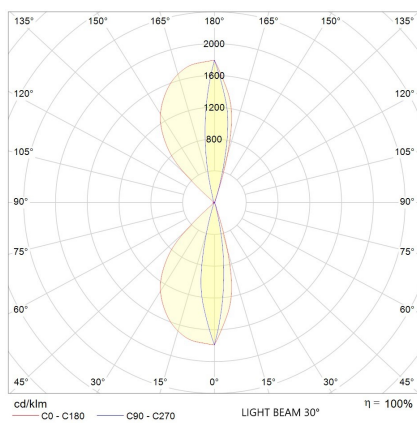
Lombardo.

LL14304DN



dodo_100_full_90

Curva fotometrica:



Dodo 100 Full

LL14304DN

Lombardo.

