
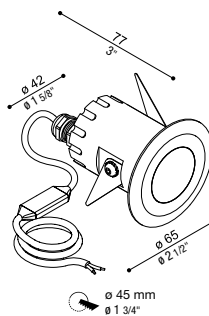

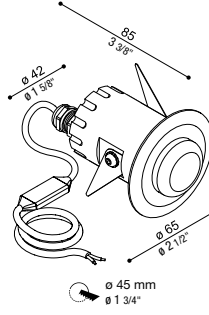


### CNC 50 T

<b>IP67</b> <b>IK 10 20J xx9</b> CE UK 500 KG MAX 65°C MAX  24W: Fino ad esaurimento. Until our stock lasts. Jusqu'à épuisement de stock. Hasta el agotamiento del stock.	LED			COL.	CODE *	
	W	LM	REAL LM			
6,5	650	Max 427		<input type="checkbox"/> LL107016 <input type="checkbox"/> LL107040 <input type="checkbox"/> LL107041	500mA-14V	
6,5	650	Max 427		<input type="checkbox"/> LL107017 <input type="checkbox"/> LL107042 <input type="checkbox"/> LL107043	24V	

\* Complete the CODE     OPTIC S | 13° M | 24° L | 53° D | Diff.     LED COLOUR N | 4000K 3 | 3000K 2 | 2700K


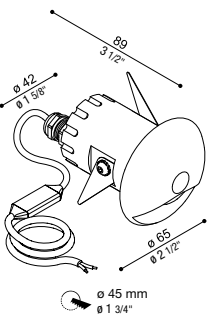
### CNC 50 T Up

<b>IP67</b> <b>IK 10 20J xx9</b> CE UK 450 KG MAX 65°C MAX  24W: Fino ad esaurimento. Until our stock lasts. Jusqu'à épuisement de stock. Hasta el agotamiento del stock.	LED			COL.	CODE *	
	W	LM	REAL LM			
6,5	650	269		<input type="checkbox"/> LL107022	500mA-14V	
6,5	650	269		<input type="checkbox"/> LL107023	24V	

\* Complete the CODE     LED COLOUR N | 4000K 3 | 3000K 2 | 2700K

Versione con diffusore in vetro sporgente ad alta diffondenza. | Version with protruding glass diffuser for high diffusion. | Version avec diffuseur en verre saillant à diffusion élevée. | Versión con difusor de vidrio sobresaliente de alta difusión.

### CNC 50 Top L

<b>IP67</b> <b>IK 10 20J xx9</b> CE UK 65°C MAX 2000 KG MAX  24W: Fino ad esaurimento. Until our stock lasts. Jusqu'à épuisement de stock. Hasta el agotamiento del stock.	LED			COL.	CODE *	
	W	LM	REAL LM			
6,5	650	260		<input type="checkbox"/> LL107018	500mA-14V	
6,5	650	260		<input type="checkbox"/> LL107019	24V	

\* Complete the CODE     LED COLOUR N | 4000K 3 | 3000K 2 | 2700K

Versione ghiera top con apertura a 110°. | Version with Top retaining ring with 110° opening. | Version avec virole Top ouverture à 110°. | Versión casquillo Top con apertura a 110°.