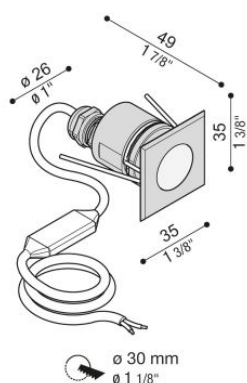


# CNC 35 Q

LL107001D3

**Lombardo.**



## Informazioni tecniche:



Installazione:	Incasso parete, Incasso soffitto, Incasso terra
Materiale Corpo:	Acciaio AISI316L
Finitura:	Inox Lucido
Tipo di diffusore:	Vetro trasparente
Inclinazione ottica:	Diff.
Tipo lampada:	LED
Temperatura colore:	3000K
CRI:	>80
LB Factor:	L80B20 - 50.000h
Rischio fotobiologico:	RG0
Potenza assorbita Watt:	2
Lumen:	180
Real Lumen:	Max 148
Alimentazione:	⊗ esclusa
LED:	500mA - 4,8V
Classe di isolamento:	⬠ CL.III
Cavo Alimentazione:	1,50 metri H05RN-F 2x0,75
Grado di protezione:	<b>IP 67</b>
Resistenza alla rottura:	<b>IK 10 20J xx9</b>
Marchi di Conformità:	CE UK ENEC
Caratteristiche aggiuntive:	↓ 500 <sup>KG</sup> <sub>MAX</sub> ↕ 65 <sup>°C</sup> <sub>MAX</sub>



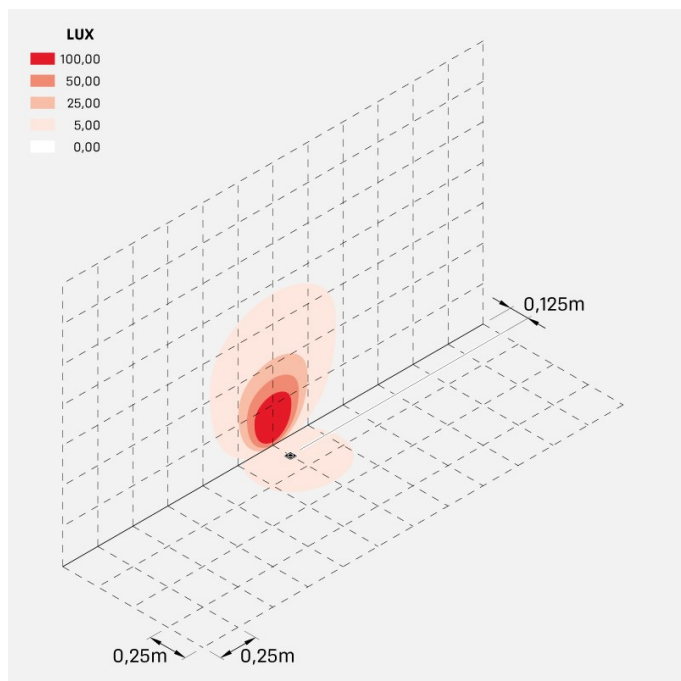
**CNC 35 Q**

LL107001D3

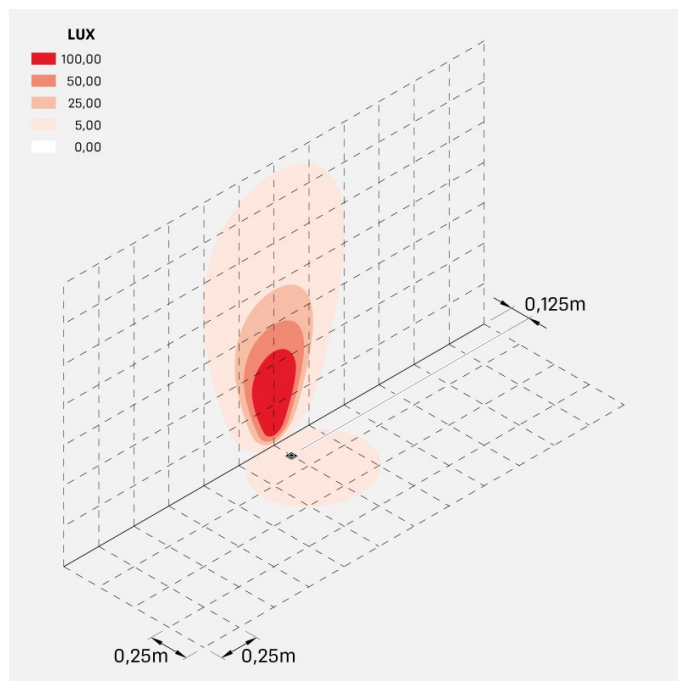
**Lombardo.**



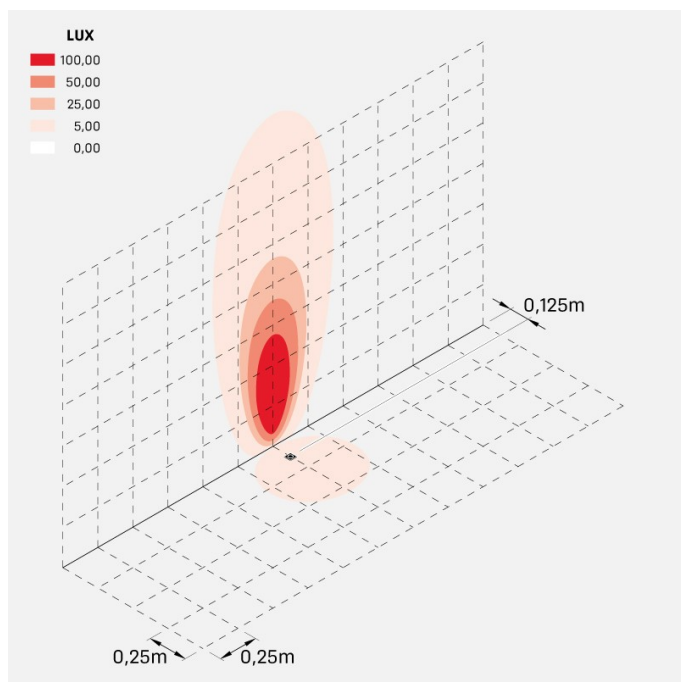
### Simulazioni illuminotecniche:



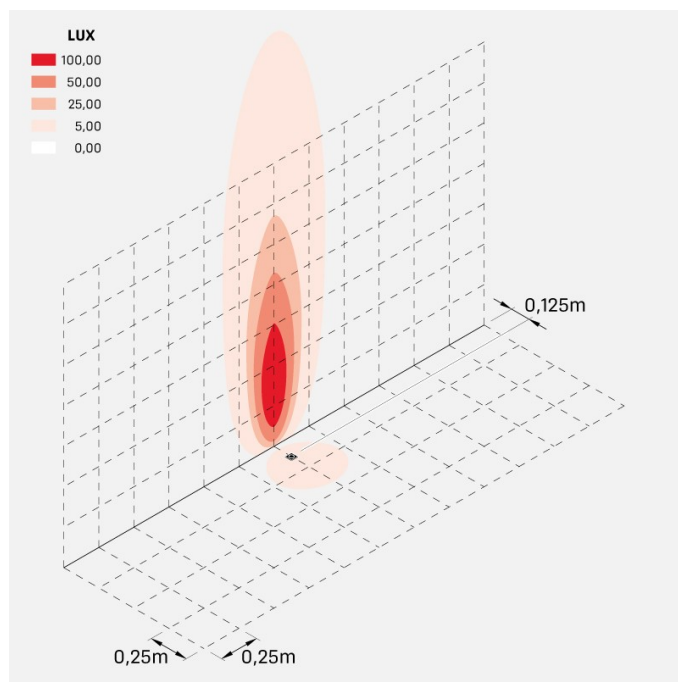
cnc\_35q\_d



cnc\_35q\_l



cnc\_35q\_m



cnc\_35q\_s