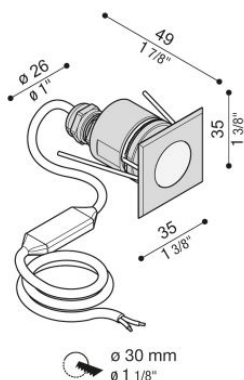


CNC 35 Q

LL107001D2

Lombardo.



Informazioni tecniche:



Installazione:	Incasso parete, Incasso soffitto, Incasso terra
Materiale Corpo:	Acciaio AISI316L
Finitura:	Inox Lucido
Tipo di diffusore:	Vetro trasparente
Inclinazione ottica:	Diff.
Tipo lampada:	LED
Temperatura colore:	2700K
CRI:	>80
LB Factor:	L80B20 - 50.000h
Rischio fotobiologico:	RG0
Potenza assorbita Watt:	2
Lumen:	180
Real Lumen:	Max 148
Alimentazione:	⊗ esclusa
LED:	500mA - 4,8V
Classe di isolamento:	⊠ CL.III
Cavo Alimentazione:	1,50 metri H05RN-F 2x0,75
Grado di protezione:	IP 67
Resistenza alla rottura:	IK 10 20J xx9
Marchi di Conformità:	CE UK EAC
Caratteristiche aggiuntive:	↓ 500 ^{KG} MAX ↕ 65°C MAX



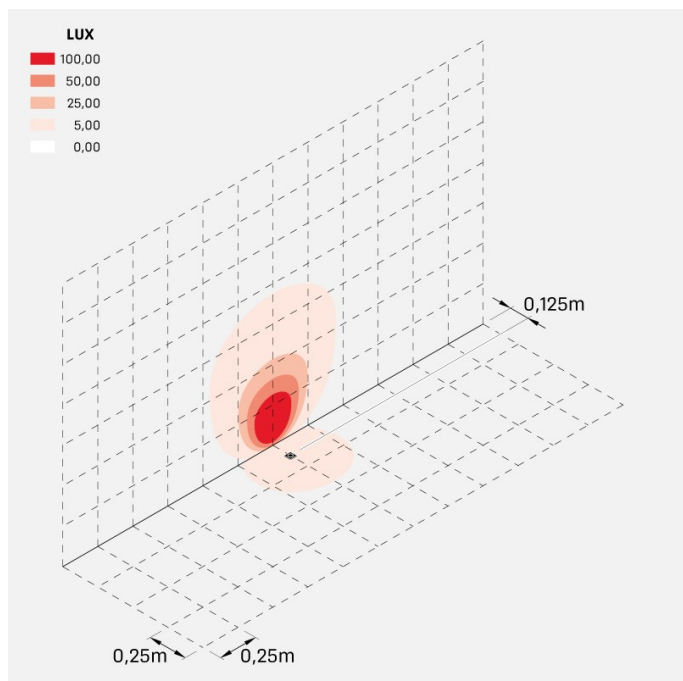
CNC 35 Q

LL107001D2

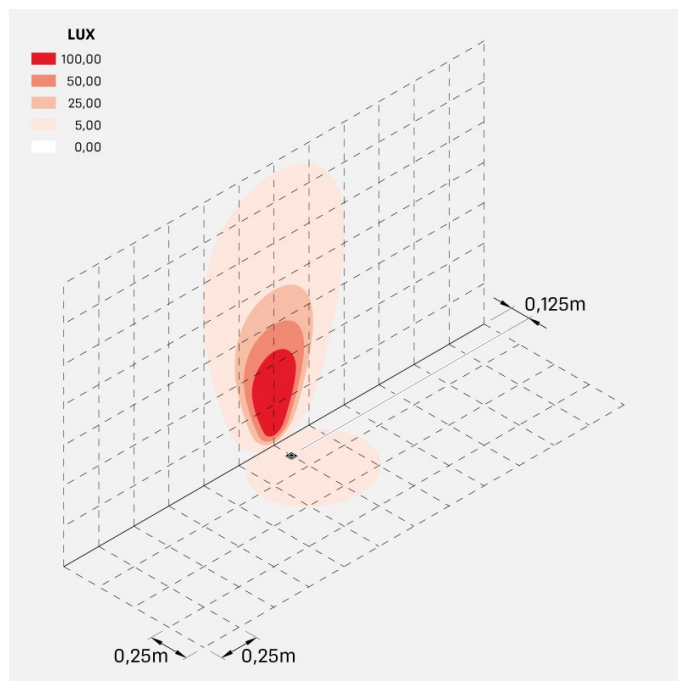
Lombardo.



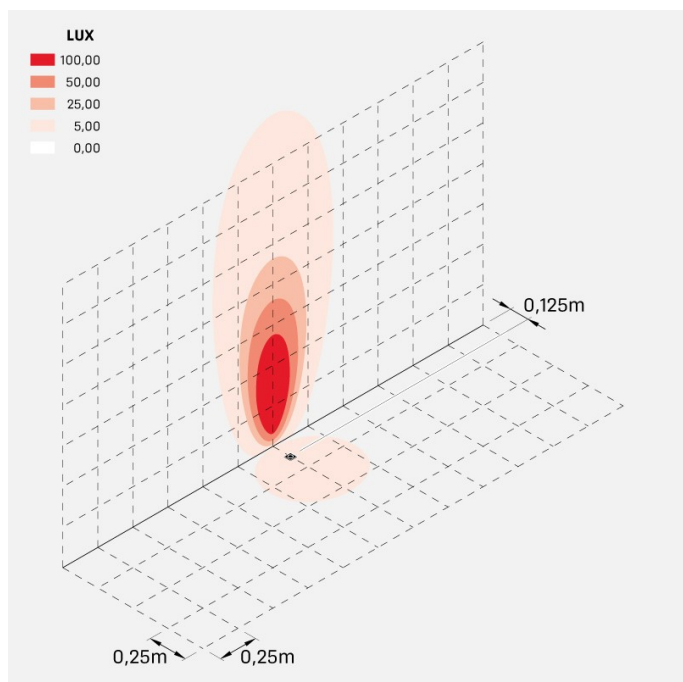
Simulazioni illuminotecniche:



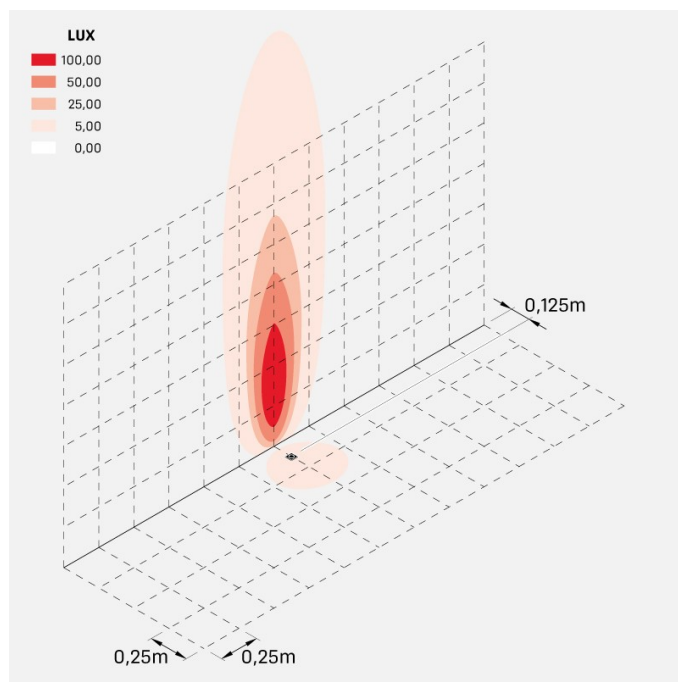
cnc_35q_d



cnc_35q_l



cnc_35q_m



cnc_35q_s