

.....

POP

.....

- Pop 60 T
- Pop 60 Q
- Pop 80 T
- Pop 80 T Asimmetrico
- Pop 80 Q
- Pop 80 Q Asimmetrico
- Pop 100 T
- Pop Power 80 T
- Pop Power 80 T Asimmetrico
- Pop Power 80 Q
- Pop Power 80 Q Asimmetrico
- Pop Power 100 T

POP

The range





POP
T

Colori disponibili.
Available colours.
Couleurs disponibles.
Colores disponibles.

POP

Installazione

Installation
Installation
Instalación

Incasso soffitto

Ceiling recess
Encastrament au plafond
Empotrar techo

Materiali

Materials
Materiali
Materiales

Materiale Corpo: Policarbonato | Tipo di diffusore: Policarbonato

Material: Polycarbonate | Diffuser type: Polycarbonate
Matériel du corps: Polycarbonate | Type de diffuseur: Polycarbonate
Material del cuerpo: Policarbonato | Tipo de difusor: Policarbonato

Alimentazione

Power supply
Alimentation
Alimentación

Alimentatore remoto 220-240V - 500mA - 14V

Remote power supply 220-240V - 500mA - 14V
Alimentation déportée 220-240V - 500mA - 14V
Alimentador remoto 220-240V - 500mA - 14V

Versioni

Versions
Versions
Versiones

Cavo Alimentazione: 0,25 metri H03VVH2-F

Power cable: 0.25 m H03VVH2-F
Câble d'alimentation: 0,25 m H03VVH2-F
Cable de alimentación: 0,25 m H03VVH2-F



POP
60 T




POP
60 Q



POP
80 T



POP
80 T ASIMMETRICO



POP
80 Q



POP
80 Q ASIMMETRICO



POP
100 T



COLOURS



White



White - Black RAL 9005



White - Gold



White - Copper



White - Silver



All Black

Pop 60 T

IP65 IK 07 2J xx5 CE UK CB	LED			COL.	CODE *		
	W	LM	REAL LM				
	7	1000	800	500mA-14V		LZ14600W	
						LZ14600B	
						LZ14600Z	
						LZ14600U	
						LZ14600G	
		LZ14600A					
	7	1000	800	220-240V REMOTE DRIVER INCLUDED		LL14600W	
						LL14600B	
						LL14600Z	
						LL14600U	
					LL14600G		
	LL14600A						

* Complete the CODE ○ OPTIC S | 25° M | 45° D | Diff. □ LED COLOUR N | 4000K 3 | 3000K 2 | 2700K D | Dim to warm, only for LZ codes

Codici LL14600A e LZ14600A in versione All Black con profilo esterno e anello adattatore nero. | Codes LL14600A and LZ14600A in All Black version with and black adapter ring. | Codes LL14600A et LZ14600A en version All Black avec bague d'adaptation noire. | Códigos LL14600A y LZ14600A en versión All Black con anillo adaptador negro.

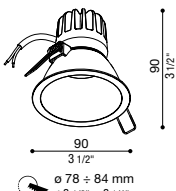


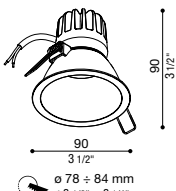








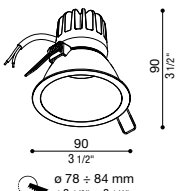





Pop 60 Q

IP65 IK 07 2J xx5 CE UK CB	LED			COL.	CODE *		
	W	LM	REAL LM				
	7	1000	840	500mA-14V		LZ14601W	
						LZ14601B	
						LZ14601Z	
						LZ14601U	
						LZ14601G	
		LZ14601A					
	7	1000	840	220-240V REMOTE DRIVER INCLUDED		LL14601W	
						LL14601B	
						LL14601Z	
						LL14601U	
					LL14601G		
	LL14601A						

* Complete the CODE ○ OPTIC S | 25° M | 45° D | Diff. □ LED COLOUR N | 4000K 3 | 3000K 2 | 2700K D | Dim to warm, only for LZ codes

Codici LL14601A e LZ14601A in versione All Black con profilo esterno e anello adattatore nero. | Codes LL14601A and LZ14601A in All Black version with black adapter ring. | Codes LL14601A et LZ14601A en version All Black avec bague d'adaptation noire. | Códigos LL14601A y LZ14601A en versión All Black con anillo adaptador negro.

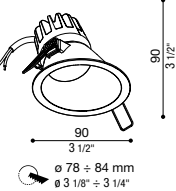


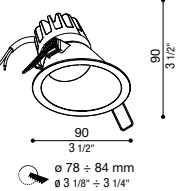








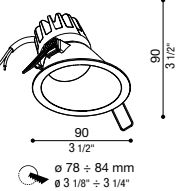





Pop 80 T

IP65 IK 07 2J xx5 CE UK EN	LED			COL.	CODE *	
	W	LM	REAL LM			
7	1000	820	 500mA-14V	 LZ14602W□□		
				 LZ14602B□□		
				 LZ14602Z□□		
				 LZ14602U□□		
				 LZ14602G□□		
	 LZ14602A□□					
	1000	820	 220-240V  REMOTE DRIVER INCLUDED	 LL14602W□□		
				 LL14602B□□		
				 LL14602Z□□		
				 LL14602U□□		
 LL14602G□□						
 LL14602A□□						

* Complete the CODE ○ OPTIC S | 25° M | 45° D | Diff. □ LED COLOUR N | 4000K 3 | 3000K 2 | 2700K D | Dim to warm, only for LZ codes

Codici LL14602A e LZ14602A in versione All Black con profilo esterno e anello adattatore nero. | Codes LL14602A and LZ14602A in All Black version with black adapter ring. | Codes LL14602A et LZ14602A en version All Black avec bague d'adaptation noire. | Códigos LL14602A y LZ14602A en versión All Black con anillo adaptador negro.

Pop 80 T Asimmetrico

IP65 IK 07 2J xx5 CE UK EN	LED			COL.	CODE *	
	W	LM	REAL LM			
7	1000	850	 500mA-14V	 LZ14604W□□		
				 LZ14604B□□		
				 LZ14604Z□□		
				 LZ14604U□□		
				 LZ14604G□□		
	 LZ14604A□□					
	1000	850	 220-240V  REMOTE DRIVER INCLUDED	 LL14604W□□		
				 LL14604B□□		
				 LL14604Z□□		
				 LL14604U□□		
 LL14604G□□						
 LL14604A□□						

* Complete the CODE ○ OPTIC S | 25° M | 45° D | Diff. □ LED COLOUR N | 4000K 3 | 3000K 2 | 2700K D | Dim to warm, only for LZ codes

Codici LL14604A e LZ14604A in versione All Black con profilo esterno e anello adattatore nero. | Codes LL14604A and LZ14604A in All Black version with black adapter ring. | Codes LL14604A et LZ14604A en version All Black avec bague d'adaptation noire. | Códigos LL14604A y LZ14604A en versión All Black con anillo adaptador negro.

Pop 80 Q

IP65 IK 07 2J xx5 CE UK EN	LED			COL.	CODE *	
	W	LM	REAL LM			
7	1000	820	 500mA-14V		LZ14603W□□	
					LZ14603B□□	
					LZ14603Z□□	
					LZ14603U□□	
					LZ14603G□□	
					LZ14603A□□	
7	1000	820	 220-240V REMOTE DRIVER INCLUDED		LL14603W□□	
					LL14603B□□	
					LL14603Z□□	
					LL14603U□□	
					LL14603G□□	
					LL14603A□□	

* Complete the CODE OPTIC S | 25° M | 45° D | Diff. LED COLOUR N | 4000K 3 | 3000K 2 | 2700K D | Dim to warm, only for LZ codes

Codici LL14603A e LZ14603A in versione All Black con profilo esterno e anello adattatore nero. | Codes LL14603A and LZ14603A in All Black version with black adapter ring. | Codes LL14603A et LZ14603A en version All Black avec bague d'adaptation noire. | Códigos LL14603A y LZ14603A en versión All Black con anillo adaptador negro.

Pop 80 Q Asimmetrico

IP65 IK 07 2J xx5 CE UK EN	LED			COL.	CODE *	
	W	LM	REAL LM			
7	1000	850	 500mA-14V		LZ14605W□□	
					LZ14605B□□	
					LZ14605Z□□	
					LZ14605U□□	
					LZ14605G□□	
					LZ14605A□□	
7	1000	850	 220-240V REMOTE DRIVER INCLUDED		LL14605W□□	
					LL14605B□□	
					LL14605Z□□	
					LL14605U□□	
					LL14605G□□	
					LL14605A□□	

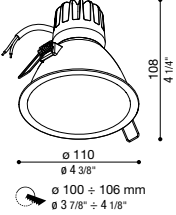


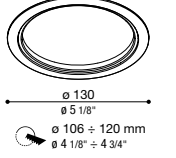








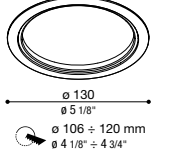





* Complete the CODE OPTIC S | 25° M | 45° D | Diff. LED COLOUR N | 4000K 3 | 3000K 2 | 2700K D | Dim to warm, only for LZ codes

Codici LL14605A e LZ14605A in versione All Black con profilo esterno e anello adattatore nero. | Codes LL14605A and LZ14605A in All Black version with black adapter ring. | Codes LL14605A et LZ14605A en version All Black avec bague d'adaptation noire. | Códigos LL14605A y LZ14605A en versión All Black con anillo adaptador negro.



POP 80 Q ASIMMETRICO

Pop 100 T

IP65 IK 07 2J xx5 CE UK EN	LED			COL.	CODE *	
	W	LM	REAL LM			
7	1000	800	 500mA-14V		LZ14606W□□	
					LZ14606B□□	
					LZ14606Z□□	
					LZ14606U□□	
					LZ14606G□□	
					LZ14606A□□	
7	1000	800	 220-240V  REMOTE DRIVER INCLUDED		LL14606W□□	
					LL14606B□□	
					LL14606Z□□	
					LL14606U□□	
					LL14606G□□	
					LL14606A□□	

* Complete the CODE OPTIC S | 25° M | 45° D | Diff. LED COLOUR N | 4000K 3 | 3000K 2 | 2700K D | Dim to warm, only for LZ codes

Codici LL14606A e LZ14606A in versione All Black con profilo esterno e anello adattatore nero. | Codes LL14606A and LZ14606A in All Black version with black adapter ring. | Codes LL14606A et LZ14606A en version All Black avec bague d'adaptation noire. | Códigos LL14606A y LZ14606A en versión All Black con anillo adaptador negro.

Accessori | Accessories | Accessoires | Accesorios

Alimentatori in corrente costante Pop

*dimensione foro cartongesso

Drivers in constant current Pop

*plasterboard hole size

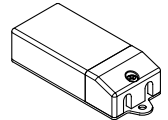
Alimentations à courant constant Pop

*Taille du trou de la plaque de plâtre

Alimentadores de corriente constante Pop

*tamaño de los agujeros de la placa de yeso

Prod	Spec	CC	N° max	IP	*	Code
Pop	ON-OFF	350mA	1	20	≥60mm	LB1070009
Pop	ON-OFF	350mA	1/3	20	≥60mm	LB1070011
Pop	1-10 PUSH	350mA	1/3	20	≥72mm	LB1070012
Pop	ON-OFF	500mA	1/3	20	≥72mm	LB1070018
Pop	1-10 PUSH	500mA	1/3	20	≥72mm	LB1070019
Pop	DALI	Settable	1/3	20	≥72mm	LB1070064
Pop	ON-OFF	500mA	1	20	≥62mm	LB1070016
Pop	TRIAC	500mA	1	20	≥60mm	LB1070076



* Passante dal foro del prodotto.

The driver can pass through the plasterboard hole of the product. | Le alimentation électrique peut passer par le trou de la plaque de plâtre du produit. El alimentador puede pasar por el agujero de la placa de yeso del producto.

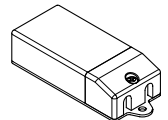
Convertitore Pop

Voltage-current converter Pop

Convertisseur tension-courant Pop

Convertidor tensión-corriente Pop

Prod	Spec	N° max	IP	Code
Pop	24V - 350mA	1	20	LB1460001
Pop	48V - 350mA	2	20	LB1460001
Pop	24V - 500mA	1	20	LB1460002
Pop	48V - 500mA	2	20	LB1460002



Kit Emergenza Pop

Modalità di funzionamento: SA e SE. Flusso luminoso emergenza: Pop 50%; Pop Power 30%. 3 ore di autonomia in emergenza. Altezza minima controsoffitto H 130 mm, Ø 70 mm (da Pop 60 con adattatore).

Emergency Kit for Pop

Operating modes: SA and SE. Emergency luminous flux: Pop 50%; Pop Power 30%. 3 hours autonomy in emergency. Minimum ceiling height H 130 mm, Ø 70 mm (from Pop 60 with adapter).

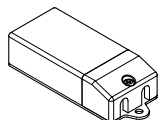
Kit de secours pour Pop

Modes de fonctionnement: SA et SE. Flux lumineux de secours: Pop 50%; Pop Power 30%. Autonomie de 3 heures en cas d'urgence. Hauteur de plafond minimale H 130 mm, Ø 70 mm (à partir de Pop 60 avec adaptateur).

Kit de Emergencia Pop

Modos de funcionamiento: SA y SE. Flujo luminoso de emergencia: Pop 50%; Pop Power 30%. 3 horas de autonomía en emergencia. Altura mínima de techo H 130 mm, Ø 70 mm (a partir de Pop 60 con adaptador).

Col. Code
| LB1460003



POP 80T



POP POWER

Installazione

Installation
Installation
Instalación

Incasso soffitto

Ceiling recess
Encastrément au plafond
Empotrar techo

Materiali

Materials
Materiali
Materiales

Materiale Corpo: Policarbonato | Tipo di diffusore: Policarbonato

Material: Polycarbonate | Diffuser type: Polycarbonate
Matériel du corps: Polycarbonate | Type de diffuseur: Polycarbonate
Material del cuerpo: Policarbonato | Tipo de difusor: Policarbonato

Alimentazione

Power supply
Alimentation
Alimentación

Alimentatore remoto 220-240V - 500mA - 24V

Remote power supply 220-240V - 500mA - 24V
Alimentation déportée 220-240V - 500mA - 24V
Alimentador remoto 220-240V - 500mA - 24V

Versioni

Versions
Versions
Versiones

Cavo Alimentazione: 0,25 metri H03VVH2-F


Power cable: 0.25 m H03VVH2-F
Câble d'alimentation: 0,25 m H03VVH2-F
Cable de alimentación: 0,25 m H03VVH2-F



POP POWER
80 T



POP POWER
80 T ASIMMETRICO



POP POWER
80 Q



POP POWER
80 Q ASIMMETRICO



POP POWER
100 T



COLOURS



White



White - Black RAL 9005



White - Gold



White - Copper



White - Silver



All Black

Pop Power 80 T

IP65 IK 07 2J xx5 CE UK ER	LED			COL.	CODE *	
	W	LM	REAL LM			
	12	1400	1100	 500mA-24V	LZ14612W	
					LZ14612B	
					LZ14612Z	
					LZ14612U	
					LZ14612G	
	LZ14612A					
	12	1400	1100	 220-240V REMOTE DRIVER INCLUDED	LL14612W	
					LL14612B	
					LL14612Z	
					LL14612U	
LL14612G						
LL14612A						

* Complete the CODE OPTIC S | 25° M | 45° D | Diff. LED COLOUR N | 4000K 3 | 3000K 2 | 2700K D | Dim to warm, only for LZ codes

Codici LL14612A e LZ14612A in versione All Black con profilo esterno e anello adattatore nero. | Codes LL14612A and LZ14612A in All Black version with black adapter ring. | Codes LL14612A et LZ14612A en version All Black avec bague d'adaptation noire. | Códigos LL14612A y LZ14612A en versión All Black con anillo adaptador negro.

Pop Power 80 T Asimmetrico

IP65 IK 07 2J xx5 CE UK ER	LED			COL.	CODE *	
	W	LM	REAL LM			
	12	1400	1100	 500mA-24V	LZ14614W	
					LZ14614B	
					LZ14614Z	
					LZ14614U	
					LZ14614G	
	LZ14614A					
	12	1400	1100	 220-240V REMOTE DRIVER INCLUDED	LL14614W	
					LL14614B	
					LL14614Z	
					LL14614U	
LL14614G						
LL14614A						

* Complete the CODE OPTIC S | 25° M | 45° D | Diff. LED COLOUR N | 4000K 3 | 3000K 2 | 2700K D | Dim to warm, only for LZ codes

Codici LL14614A e LZ14614A in versione All Black con profilo esterno e anello adattatore nero. | Codes LL14614A and LZ14614A in All Black version with black adapter ring. | Codes LL14614A et LZ14614A en version All Black avec bague d'adaptation noire. | Códigos LL14614A y LZ14614A en versión All Black con anillo adaptador negro.

Pop Power 80 Q

IP65 IK 07 2J xx5 CE UK ER	LED			COL.	CODE *	
	W	LM	REAL LM			
	12	1400	1170	500mA-24V	LZ14613W□□	
					LZ14613B□□	
					LZ14613Z□□	
					LZ14613U□□	
					LZ14613G□□	
	LZ14613A□□					
	12	1400	1170	220-240V REMOTE DRIVER INCLUDED	LL14613W□□	
					LL14613B□□	
					LL14613Z□□	
					LL14613U□□	
LL14613G□□						
LL14613A□□						

★ Complete the CODE ○ OPTIC S | 25° M | 45° D | Diff. □ LED COLOUR N | 4000K 3 | 3000K 2 | 2700K D | Dim to warm, only for LZ codes

Codici LL14613A e LZ14613A in versione All Black con profilo esterno e anello adattatore nero. | Codes LL14613A and LZ14613A in All Black version with black adapter ring. | Codes LL14613A et LZ14613A en version All Black avec bague d'adaptation noire. | Códigos LL14613A y LZ14613A en versión All Black con anillo adaptador negro.

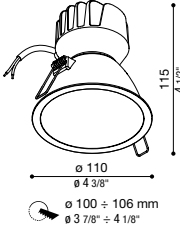


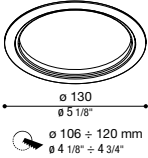













Pop Power 80 Q Asimmetrico

IP65 IK 07 2J xx5 CE UK ER	LED			COL.	CODE *	
	W	LM	REAL LM			
	12	1400	1120	500mA-24V	LZ14615W□□	
					LZ14615B□□	
					LZ14615Z□□	
					LZ14615U□□	
					LZ14615G□□	
	LZ14615A□□					
	12	1400	1120	220-240V REMOTE DRIVER INCLUDED	LL14615W□□	
					LL14615B□□	
					LL14615Z□□	
					LL14615U□□	
LL14615G□□						
LL14615A□□						

★ Complete the CODE ○ OPTIC S | 25° M | 45° D | Diff. □ LED COLOUR N | 4000K 3 | 3000K 2 | 2700K D | Dim to warm, only for LZ codes

Codici LL14615A e LZ14615A in versione All Black con profilo esterno e anello adattatore nero. | Codes LL14615A and LZ14615A in All Black version with black adapter ring. | Codes LL14615A et LZ14615A en version All Black avec bague d'adaptation noire. | Códigos LL14615A y LZ14615A en versión All Black con anillo adaptador negro.

Pop Power 100 T

IP65 IK 07 2J xx5 CE UK CB	LED			COL.	CODE *	
	W	LM	REAL LM			
	12	1400	1120	 500mA-24V	 LZ14616W□□	
					 LZ14616B□□	
					 LZ14616Z□□	
					 LZ14616U□□	
					 LZ14616G□□	
	 LZ14616A□□					
	12	1400	1120	 220-240V  REMOTE DRIVER INCLUDED	 LL14616W□□	
					 LL14616B□□	
					 LL14616Z□□	
					 LL14616U□□	
 LL14616G□□						
 LL14616A□□						

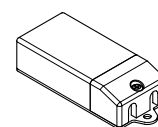
* Complete the CODE ○ OPTIC S | 25° M | 45° D | Diff. □ LED COLOUR N | 4000K 3 | 3000K 2 | 2700K D | Dim to warm, only for LZ codes

Codici LL14616A e LZ14616A in versione All Black con profilo esterno e anello adattatore nero. | Codes LL14616A and LZ14616A in All Black version with black adapter ring. | Codes LL14616A et LZ14616A en version All Black avec bague d'adaptation noire. | Códigos LL14616A y LZ14616A en versión All Black con anillo adaptador negro.

Accessori | Accessories | Accessoires | Accesorios

Alimentatori in corrente costante Pop Power

Drivers in constant current Pop Power	Prod	Spec	CC	N° max	IP	*	Code
Alimentations à courant constant Pop Power	Pop	1-10V PUSH	500mA	1/2	20	✓ ≥70mm	LB1070019
Alimentadores de corriente constante Pop Power	Pop	DALI	700mA	1/2	20	✓ ≥70mm	LB1070064
	Pop	TRIAC	500mA	1	20	✓ ≥70mm	LB1070108



* Passante dal foro del prodotto.
The driver can pass through the plasterboard hole of the product.
Le alimentation électrique peut passer par le trou de la plaque de plâtre du produit.
El alimentador puede pasar por el agujero de la placa de yeso del producto.

Kit Emergenza Pop

Modalità di funzionamento: SA e SE. Flusso luminoso emergenza: Pop 50%; Pop Power 30%. 3 ore di autonomia in emergenza. Altezza minima controsoffitto H 130 mm, Ø 70 mm (da Pop 60 con adattatore).

Emergency Kit for Pop

Operating modes: SA and SE. Emergency luminous flux: Pop 50%; Pop Power 30%
3 hours autonomy in emergency. Minimum ceiling height H 130 mm, Ø 70 mm (from Pop 60 with adapter).

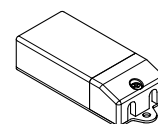
Kit de secours pour Pop

Modes de fonctionnement : SA et SE. Flux lumineux de secours : Pop 50% ; Pop Power 30%. Autonomie de 3 heures en cas d'urgence. Hauteur de plafond minimale H 130 mm, Ø 70 mm (à partir de Pop 60 avec adaptateur).

Kit de Emergencia Pop

Modos de funcionamiento: SA y SE. Flujo luminoso de emergencia: Pop 50%; Pop Power 30%. 3 horas de autonomía en emergencia. Altura mínima de techo H 130 mm, Ø 70 mm (a partir de Pop 60 con adaptador).

Col. Code
LB1460003





FEATURES

POP 80T



Adatto per foro
Suitable for hole
Convient pour trou
Apto para falso techo

Ø 78-84 MM

Con adattatore incluso
With adapter included
Avec adaptateur inclus
Con anillo adaptador incluido

Adatto per foro
Suitable for hole
Convient pour trou
Apto para falso techo

Ø 84-100 MM

POP 80Q



Adatto per foro
Suitable for hole
Convient pour trou
Apto para falso techo

78-84 MM

Con adattatore incluso
With adapter included
Avec adaptateur inclus
Con anillo adaptador incluido

Adatto per foro
Suitable for hole
Convient pour trou
Apto para falso techo

84-100 MM

Dimensioni foro cartongesso per:

Plasterboard hole dimension for all models:

Dimensions des trous pour plaques de plâtre pour tous les modèles:

Dimensiones de los agujeros falso techo para los modelos:

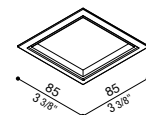
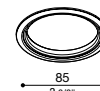
60 Q
60 T

62-66 mm

con adattatore
with adapter
avec adaptateur
con adaptador



66-78 mm



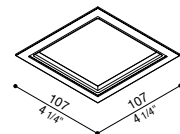
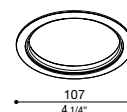
80 QA
80 TA
80 Q
80 T

78-84 mm

con adattatore
with adapter
avec adaptateur
con adaptador



84-100 mm



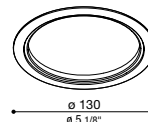
100 T

100-106 mm

con adattatore
with adapter
avec adaptateur
con adaptador



106-120 mm






Diversi gradi di protezione: IP20 e IP65.
Different degrees of protection: IP20 and IP65.
Différents degrés de protection : IP20 et IP65.
Diferentes grados de protección: IP20 e IP65.

IP 20>

IP 65>




POP 80T



POP 80T ASIMMETRICO



POP 100T



POP 80T

