
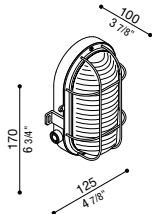



Tartaruga Ovale 3 Entrate 170 mm

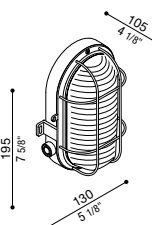
| IP44 IK 06 1J xx3 CE UK ER | LAMP | | COL. | CODE * |
|----------------------------------|----------|-----|---|---------|
| | ATT. MAX | CFL | | |
| | E27 1x60 | □ |  | LB41224 |



Base in poliammide. Gabbia in metallo zincato. Predisposizione triplo ingresso tubo 16/20 mm. Lampade dim. max: E27 120 mm Ø 45 mm | Polyamide base. Zinc-coated metal cage. Three cable entry options on the side with rigid tube 16/20 mm. Lamp max. dim: E27 120 mm Ø 45 mm | Base en polyamide. Grille en tôle zinguée. Possibilité pour trois entrées avec tube rigide 16/20 mm. Lampes dim. max: E27 120 mm Ø 45 mm | Base de poliamida. Rejilla de metal galvanizado. Preparado para triple empalme con tubo rígido 16/20 mm. Dim. máx. lámparas: E27 120 mm Ø 45 mm

Tartaruga Ovale 3 Entrate 195 mm

| IP44 IK 06 1J xx3 CE UK ER | LAMP | | COL. | CODE * |
|----------------------------------|----------------|-----|---|---------|
| | ATT. MAX | CFL | | |
| | E27 1X100 1X11 | □ |  | LB41424 |



Base in poliammide. Gabbia in metallo zincato. Predisposizione triplo ingresso tubo 16/20 mm. Lampade dim. max: E27 120 mm Ø 45 mm | Polyamide base. Zinc-coated metal cage. Three cable entry options on the side with rigid tube 16/20 mm. Lamp max. dim: E27 120 mm Ø 45 mm | Base en polyamide. Grille en tôle zinguée. Possibilité pour trois entrées avec tube rigide 16/20 mm. Lampes dim. max: E27 120 mm Ø 45 mm | Base de poliamida. Rejilla de metal galvanizado. Preparado para triple empalme con tubo rígido 16/20 mm. Dim. máx. lámparas: E27 120 mm Ø 45 mm