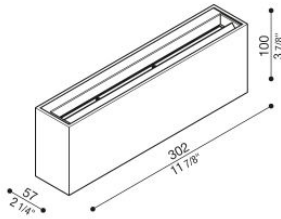


# Dodo 300

LL14305D3

**Lombardo.**



## Technical information:

Installation:	Wall
Material:	Aluminium
Finish:	Dark Grey RAL 7021
Treatment:	Sea Treatment
Diffuser type:	Polycarbonate
Lamp type:	LED
Energy performance class:	E
Colour temperature:	3000K
CRI:	>80
LB Factor:	L80B20 - 50.000h
Photobiological risk:	RG0
Power consumption (Watt):	20
Lumen:	2900
Real Lumen:	1220
Power supply:	☑ integrated
LED:	220-240 V
Circuit breaker	30-38-45-57
B10 - C10 - B16 - C16	
Insulation class:	⊕ CL.I
Type of protection:	<b>IP 54</b>
Resistance to breakage:	<b>IK 10 20J xx9</b>
Standards and Marks of Conformity:	CE UK ENEC

Adjustable light beam angle.



**Dodo 300**

LL14305D3

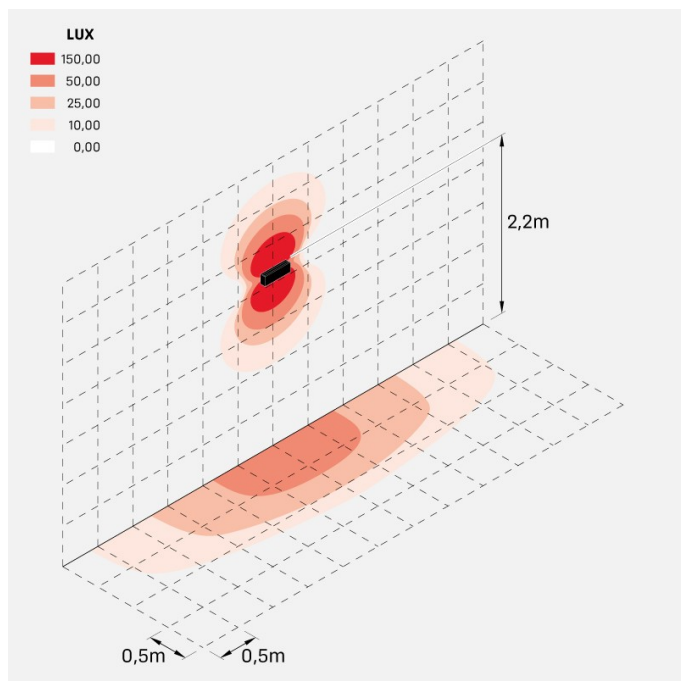
**Lombardo.**



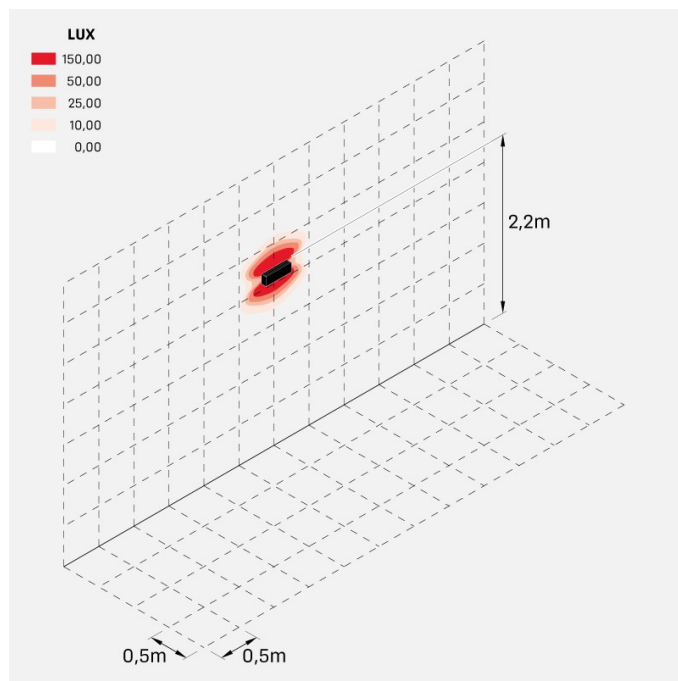
**Installation images:**



### Lighting simulation:



dodo\_300\_open



dodo\_300\_close

### Photometric curves:

